


brass wind instruments



1. trumpet



2. trombone



3. baritone



4. horn



5. tuba

woodwind instruments

Attention!
Some metal/brass instruments are historically called woodwind instruments



6. clarinet (has a large mouthpiece)



7. flute



8. saxophone



4. oboe (has a small mouthpiece)

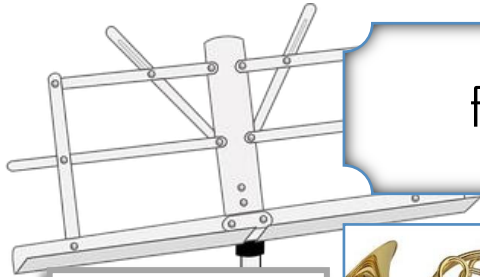
2. Brass- and Woodwind Instruments

Write the names of the instruments and write brass wind or woodwind in the shapes. (Attention some woodwind instruments are made of metal! See document 1)

'Brass wind' has a dash (space)
'woodwind' has no dash.




t _ b _



f _ _ t _



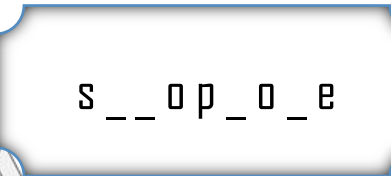
h _ r _



_ r _ m _ _ t



_ a _ _ t _ n _



s _ _ o p _ o _ e



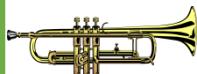
_ l _ _ i n _ t

3.

Writing Brass wind/Woodwind

Write each word 1x.

clarinet, baritone, tuba, horn, trumpet, trombone, saxophone, flute, oboe




3.

Writing Brass wind/Woodwind

4.


Multiple Choice

RAINBOW OF EDUCATION




oboe
 saxophone
 horn

1




tuba
 baritone
 horn

2



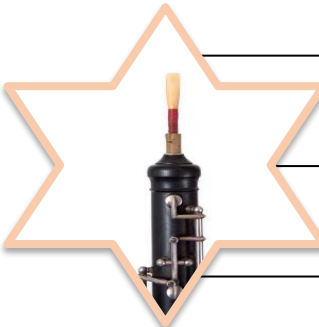
tuba
 trombone
 oboe

3




flute
 clarinet
 oboe

4




oboe
 trumpet
 flute

5




trombone
 baritone
 tuba

6




tuba
 baritone
 horn

7



tuba
 trombone
 trumpet

8



oboe
 clarinet
 flute

9

4.


Multiple Choice

RAINBOW OF EDUCATION

5.

Flash Cards

RAINBOW OF EDUCATION

 			
			
		oboe	horn
baritone	trombone	tuba	trumpet
saxophone	flute	clarinet	






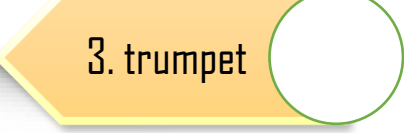





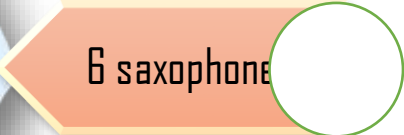






5.

Flash Cards

RAINBOW OF EDUCATION



6. Matching

	A	<input type="radio"/>		1. horn	<input type="radio"/>
	B	<input type="radio"/>		2. oboe	<input type="radio"/>
	C	<input checked="" type="radio"/>		3. trumpet	<input type="radio"/>
	D	<input type="radio"/>		4. clarinet	<input type="radio"/>
	E	<input type="radio"/>		5. baritone	<input checked="" type="radio"/>
	F	<input type="radio"/>		6 saxophone	<input type="radio"/>
	G	<input type="radio"/>		7. tuba	<input type="radio"/>
	H	<input type="radio"/>		8. trombone	<input type="radio"/>
	I	<input type="radio"/>		9. flute	<input type="radio"/>

7.

Unscramble



1. bu at



2. axspohneo



3. enbraito



4. eutfl



5. rohn




6. etboormn



7. lcetarin



8. rptumet



9. oobe

7.

Unscramble


In this lesson you learn to speak about music in the English language and at the same time you learn much about music if the subject is new to you.

Music and a spoken language have many things in common. A language has an alphabet and music also has an alphabet.

When we use the music alphabet, we can talk to others about music and we can read music from a sheet.

Reading a music sheet is important because we can buy or borrow sheets where the music you like is written. When you can read it, you can play it when you've learned to play an instrument.

So **sheet music** is **music in its printed or written form**, not a book.

A **musical note** is **a singular sound at a certain level**. To write down this sound it gets a symbol such as . One pitch (note) in a musical instrument is one tone. We can say one hole in a flute is one note. **What we hear is a tone and the name is the note.**

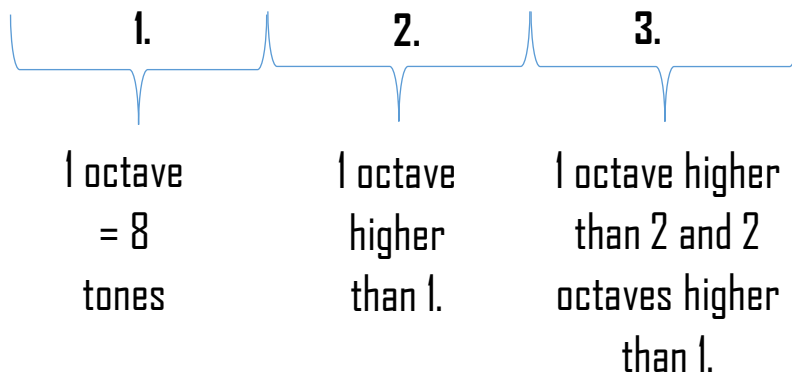
The music alphabet: **A,B,C,D,E,F,G,A**

As you see, after the G comes no H but an A again. This is because the 8th note sounds like an A again but has a higher sound.

These **8 notes are called 'octave'**. (Seven notes + the first note repeated)

A to G are **natural tones**.

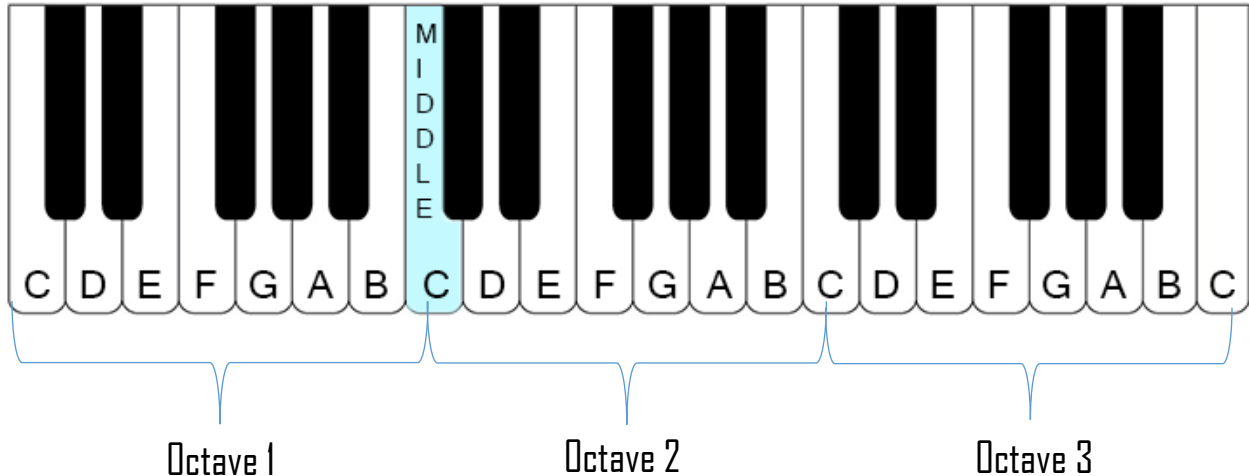
A-B-C-D-E-F-G-A-B-C-D-E-F-G-A-B-C-D-E-F-G-A



There are more notes than these 7. We will learn them later.

Now we learn to write down the notes and 'connect' them to an instrument.

The best example is a chord instrument such as a piano, accordion or an organ.



Here you see our **octaves** on a part of a piano keyboard. (A whole piano has 7 octaves)

This part of the piano keyboard has 3 octaves.

On the piano the octaves start with C and End with C. An octave does not need to start with A. Here it starts with C and ends with C and also has 8 tones.

Our octave has 8 white keys and 5 black keys. We will talk about the black keys later.

When people talk or sing notes you'll mostly here C,D,E,F,G,A,B,C. Some people say Do, Re, Mi, Fa, Sol, La, Si, Do.

So **A,B,C,D,E,F,G,A = the music alphabet.**

On the piano, organ, synthesizer, accordion etc. we start with C and use C,D,E,F,G,A,B,C.

We start with C on the piano **because the instrument was built with a C as the first note in each octave.**

Now, we will take a look how notes are written on music sheets.

10. Basic Music Theory in English **Print this sheet and see the explanation on Documents 11 + 12** RAINBOW OF EDUCATION

One octave on the piano

The diagram illustrates the relationship between a piano keyboard and musical notation. At the top, a piano keyboard is shown with an octave of white keys labeled C, D, E, F, G, A, B, and C. Each key has a colored dot above it: C (yellow), D (orange), E (yellow), F (blue), G (grey), A (light orange), B (green), and C (yellow). Below the keyboard is a musical staff in treble clef with a 4/4 time signature. The notes C, D, E, F, G, A, B, and C are written as quarter notes. The notes are numbered 1 through 8. The first measure contains notes 1 (C), 2 (D), 3 (E), and 4 (F). The second measure contains notes 5 (G), 6 (A), 7 (B), and 8 (C). Blue dashed arrows connect the notes on the staff to the corresponding keys on the keyboard. Two orange brackets labeled 'Measure 1' and 'Measure 2' span the first four and last four notes respectively. A box on the left contains the text: 'One measure has 4 counts. One quarter note (4) is one count'. Two boxes at the bottom explain the measures: 'Here are 4 beats in one measure (changeable)' and '1 measure (between 2 marks)'. A treble clef symbol is shown on the left with the text 'treble clef' pointing to it.

treble clef

Measure 1

Measure 2

4/4

4

1 C 2 D 3 E 4 F 5 G 6 A 7 B 8 C

One measure has 4 counts.
One quarter note (4) is one count

Here are 4 beats in one measure (changeable)

1 measure (between 2 marks)

On page 10 you see the piano keyboard again but now we look at one specific octave.
As told above, the octave on the piano starts with C and ends also with a C (yellow dots on the keys).

Our octave has also 8 white and 5 black keys.

Our octave does not contain black keys.

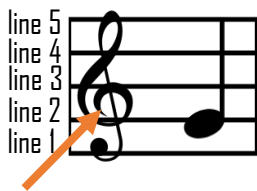
Now, we write our octave on the **note bar**.

A note bar is a set of lines on which we write notes that we can read afterwards.

Treble clef

Each piece of music starts with a **clef**. A **clef is a symbolic sign on a note bar**.

There are many different kinds of clefs. We use the **treble clef** first.



The treble clef tells us that the notes on the line where the clef starts (line 2) are G's. When we know that the G's are on line 2, we can easily find all other notes. We can see that in our next example.

We learned from the music alphabet that the order of notes for the piano is CDEFGABC.

We learned from the treble clef that the G is on line 2. After the G comes the A (see alphabet). Before the G comes the F (see alphabet).

Now we can write down all notes of our octave.

Attention when we write notes, we write one note **on** the line and the next note **between** the lines.

Alphabet: A B C D F G A. We learned that the first note on the second line is a G. The 2nd note is one higher = A (alphabet). The 3rd note is one lower than G = F (alphabet). The 4rd note is one lower than F = D. (or 2 lower than G). Now write 5,6,7,8.

Write the names of the notes and match with the keyboard.



Red-outlined boxes for labeling the notes on the staff:

13.

Reading/Writing Notes, Training (2)

RAINBOW OF EDUCATION

Write the note names on the keyboard and under the notes in the note bar. Check your work with the Answer Key at the end of the lesson.



●	●	●	●	●	●	●	●	●	●	●	●
				G							

4/4

G							
---	--	--	--	--	--	--	--

G

Write the alphabet letter of each note above the note. Once you have finished the first note bar, fold the sheet on the blue dotted line over so that you cannot see and copy it. Now start with the second note bar and draw the notes that are written in the grey lined block there. After that we do 2 more similar exercises.

G F A E C (low) B G D C (high) F A G E D F B

D B E D A G E B C(low) F B A F G D A




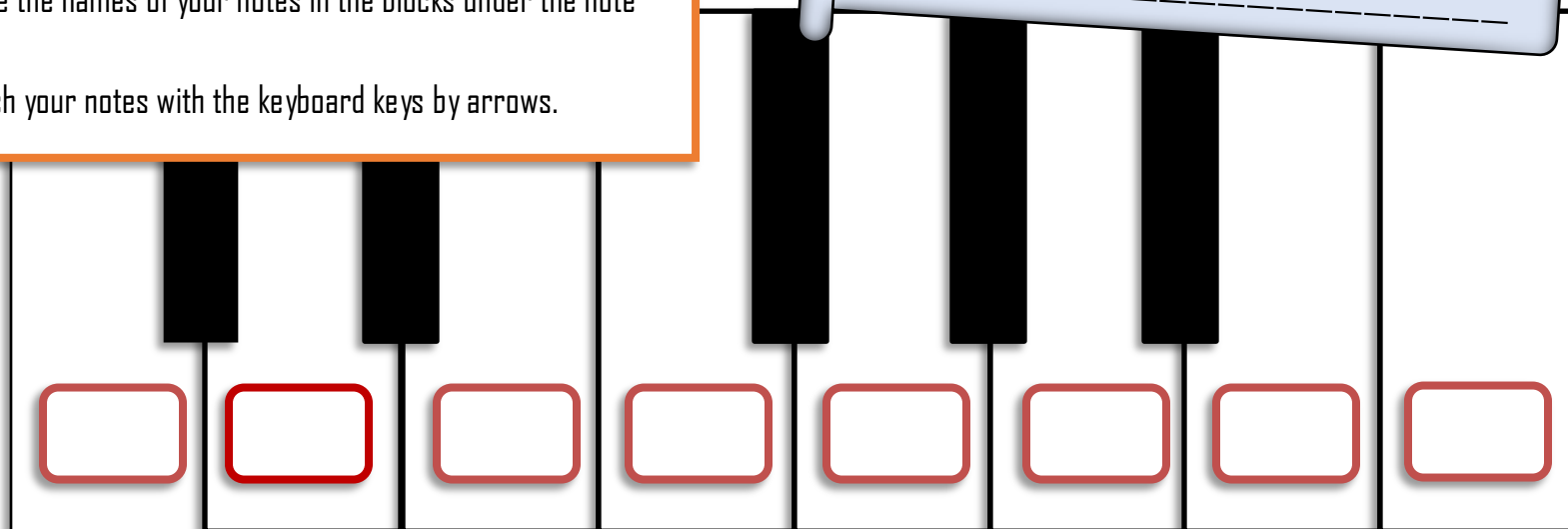
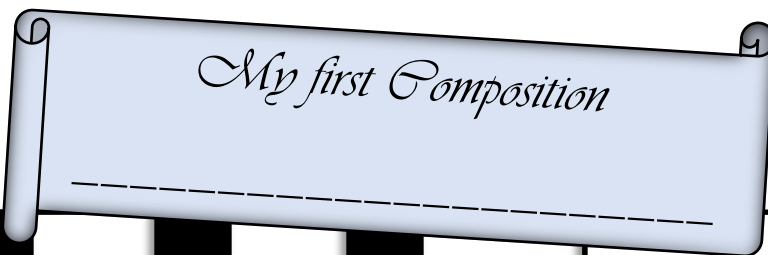
15.

Compose your own Melody

RAINBOW OF EDUCATION

Now, compose your own melody of 8 notes.

1. Write your own melody with 8 quarter notes in the note bar.
2. Write your notes' names in the blocks on the keyboard.
3. Write the names of your notes in the blocks under the note bar.
4. Match your notes with the keyboard keys by arrows.



15.









Compose your own Melody

RAINBOW OF EDUCATION

16.

Flash Cards Notes



			
			
<p>C (high)</p>	<p>C (low)</p>	<p>D</p>	<p>E</p>
<p>F</p>	<p>G</p>	<p>A</p>	<p>B</p>

16.

Flash Cards Notes


As you know, notes in music do not take the same time. Some are long, some are short and some are very short. This keeps the music interesting.

The length of time that a note is played is called its **note duration**.

The note duration is determined by the type of note.




The **whole note** has the longest duration in modern music.



The **half note** has half the duration of a whole note.

Two half notes occupy the same amount of time as one whole note.



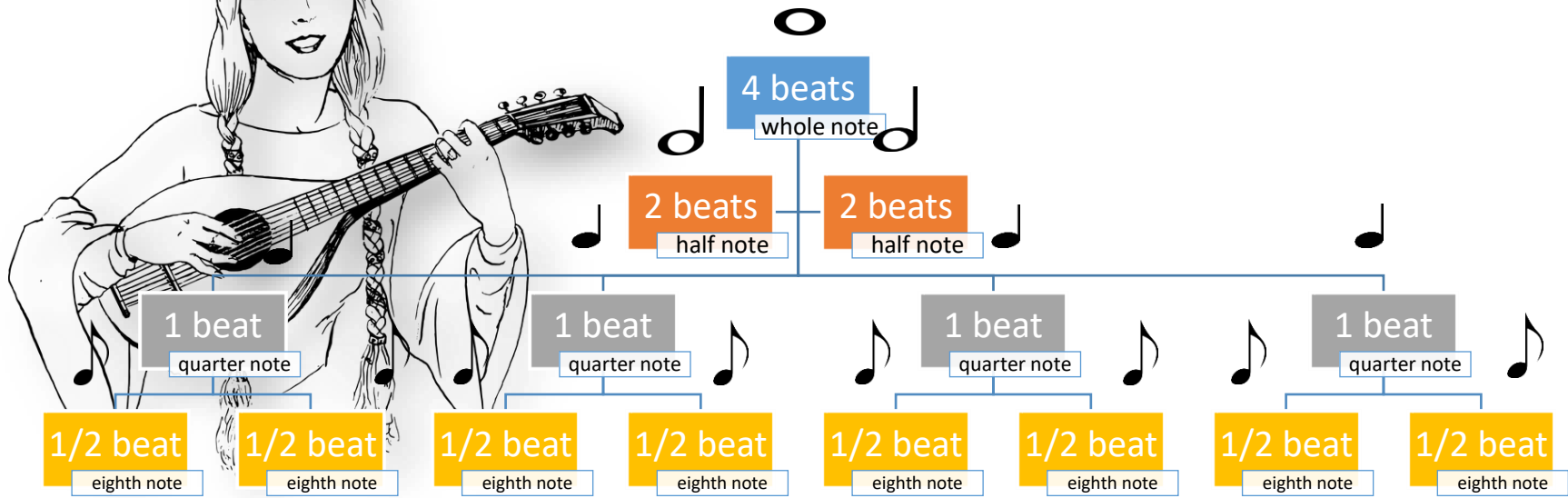
The quarter note is a fourth (or a quarter) of a whole note.

Four quarter notes have the same duration as one whole note.

Two quarter notes equal the duration of a half note.



Notes smaller in duration than a quarter note have flags. **Each flag halves the value of a note.** An eighth note has one flag



symbol

name

- whole note
- half note
- quarter note
- eighth note

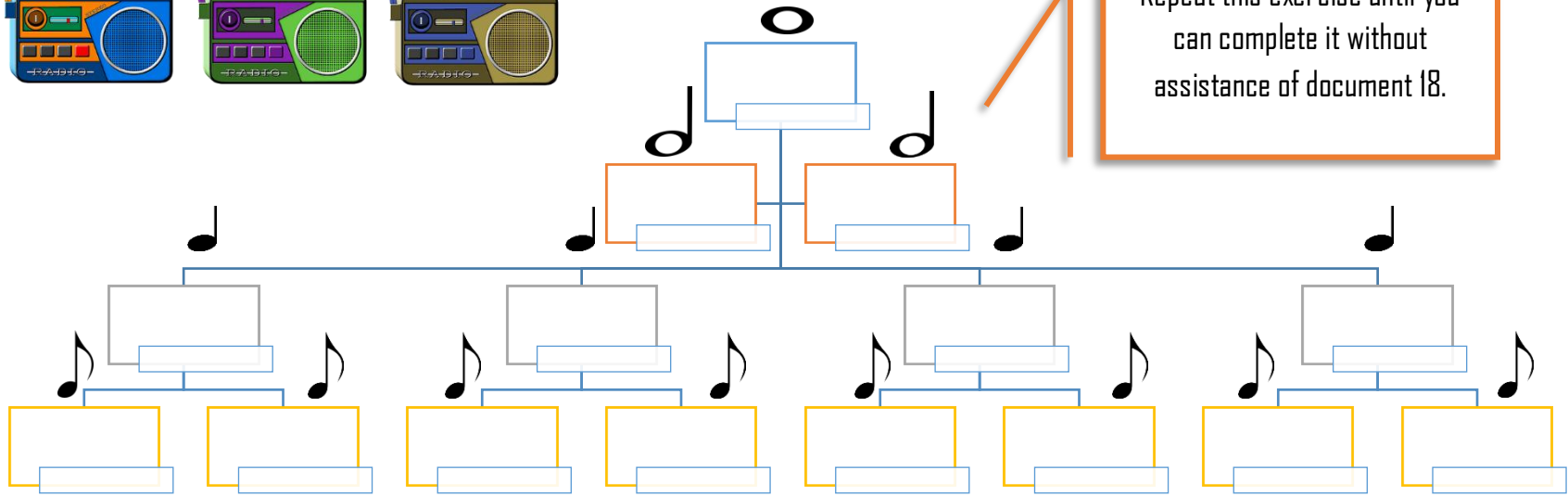
number per measure

- 1 per measure
- 2 per measure
- 4 per measure
- 8 per measure

rest (don't play or sing)

19.

Exercise Length of Notes + Rests



Repeat this exercise until you can complete it without assistance of document 18.

symbol


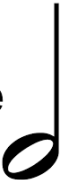


name





number per measure

rest

19.


















Exercise Length of Notes + Rests

whole note 	half note 	quarter note 	eighth note 
4 beats	2 beats	1 beat	½ beat















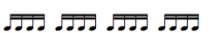
 +  = 6 beats  +  = 3 beats

Fill in the total number of beats



1	 +  = ___ beats	5	 +  = ___ beats
2	 +  = ___ beats	6	 +  = ___ beats
3	 +  = ___ beats	7	 +  +  = ___ beats
4	 +  = ___ beats	8	 +  = ___ beats

NOTE & REST CHART

Name	Note	Rest	Beats	1 ⁴ / ₄ measure
Whole			4	
Half			2	
Quarter			1	
Eighth			½	
Sixteenth			¼	

The Elements of Music

There are many different kinds of music styles. You like your music and I like mine. She doesn't understand your music and you don't understand how she can possibly like hers.

Some people like soft tones others like rock music. Some people only like brass wind music and others choose for classical music. However, we can say that all kinds of music have a number of elements in common such as rhythm. However each type of music has a different kind of rhythm.

Elements of Music

Rhythm: beat, meter, tempo

Dynamics: crescendo, decrescendo, forte, piano etc.

Melody: pitch, range, theme

Harmony: chord, progression

Tone Colour: register, range



Don't worry about the difficult words; we'll explain everything understandable.

1. Rhythm

Rhythm is the **element of time in music**.

When you tap your foot to the music, you are 'keeping the beat' or following the structural rhythmic pulse of the music. There are several important aspects of rhythm:

A. **Duration:** how long a sound (or silence) lasts.

B. **Tempo:** the speed of the beat, which can be described by the number of beats per minute.

Blues Music has 60 beats per minute.

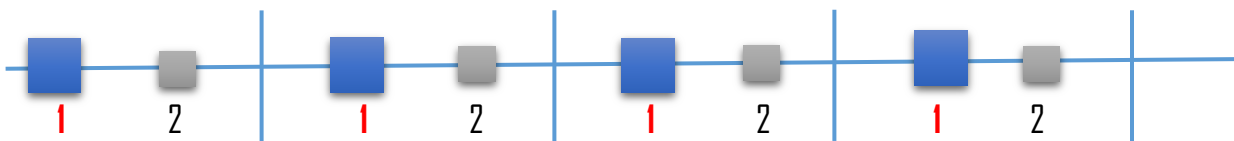
Pop Music has 80 beats per minute.

Funk Music has 96 beats per minute.

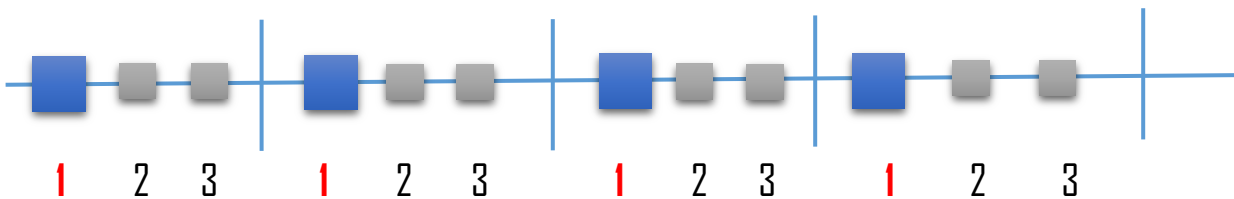
Rock & Roll has 175 beats per minute.

When beats are organized into recurring accent patterns, the result is recognizable meter.

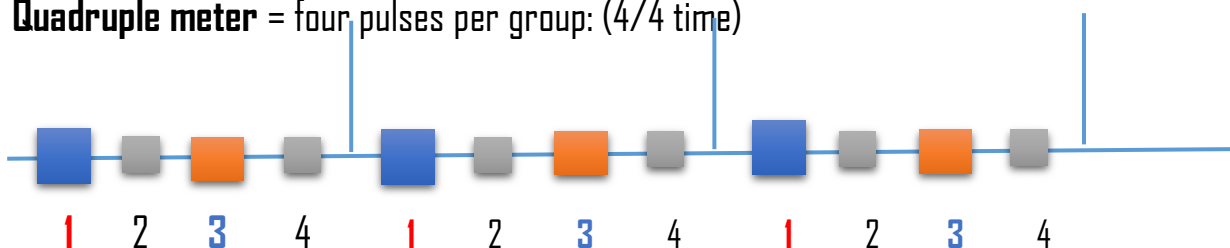
Duple meter = two pulses per group: (2/4 time)



Triple meter = three pulses per group: (3/4 time)



Quadruple meter = four pulses per group: (4/4 time)



Other important terms relating to rhythm are:


Syncopation: putting accents "of-the-beat" (between the counted numbers).

Ritardando: gradually slowing down the tempo.

2. Dynamics

The relative loudness or quietness of music fall under the general element of dynamics. In Classical music the terms used to describe dynamic levels are often in Italian:

Pianissimo	pp	very quiet
Piano	p	quiet
Mezzo-piano	mp	moderately quiet
Mezzo-forte	mf	moderately loud
Forte	f	loud
Fortissimo	ff	very loud



Examples:

pp	p	mp	mf	f	ff	fff
Muzak	Acoustic/Folk-rock		Rockabilly	Hard rock	Heavy metal/ Punk	

An **accent** is “punching a note harder” or “leaning into a note” to emphasize it.

Melody

Almost all famous songs have a memorable **melody**.

The melody is the tune you sing in the car or in the shower.

It's the most recognizable and impressive part of a piece of music.

Harmony

Harmony combines single pitches into chords.

In a chord several notes are played simultaneously as a 'block'.

Singers in a group can have high, low, or medium voices.

When they sing together a certain melody, they sing in chords. Chords make music much more interesting and beautiful.

In a note bar chords look like this:



Three people sing simultaneously or three instruments play simultaneously.

The three notes can also be played on one single instrument (piano, organ etc.).

Harmony is often described in terms of its relative **harshness**:

Dissonance: a harsh-sounding harmonic combination.

Consonance: a smooth-sounding harmonic combination.

Dissonant chords produce musical 'tension' which is often 'released' by resolving to consonant chords. Since we all have different opinions about consonance and dissonance, these terms are somewhat subjective.

Tone Colour (Timbre)

If you play a 'C' on the piano and then sing a 'C', you and the piano have obviously produced the same pitch, but why doesn't your voice sound like the piano? It is because of the laws of physics and musical acoustics. Although these scientific principles are far beyond the scope of this lesson, it is safe to say that each musical instrument or voice produces its own characteristic sound patterns which give it a unique 'tone colour' or 'timbre'. Composers use timbre much like painters use colours to evoke certain atmospheres on a canvas. The upper register of an electric guitar, for example, will produce tones which are brilliant and piercing while in its lower register achieve a rich and dark timbre. A variety of timbres can also be created by combining instruments and/or voices.





1. Country Music



2. Pop Music



3. Reggae Music



4. Classical Music



5. Techno Music



6. Rock Music



7. Latin



8. Folk Music




9. Jazz Music



10. Hip-Hop



11. Rap Music




12 Disc Jockey

Guess the type of music as shown on the pages 26 and 27. For the results see the Answer Key below.

- 1 Music that originated from African American communities of **New Orleans** in the United States. It uses much **improvisation and swing notes**. _____
- 2 **Black** subcultural music by **African-American youth in the South Bronx** in New York City. _____
- 3 This is a genre of **popular music**. It started in the Western world during the 1950s and 1960s as a **softer alternative to 'rock and roll'** _____
- 4 This music is **art** music produced or **rooted in the traditions of Western Music** including **religious and secular music** _____
- 5 Music that originated in **Jamaica** in the **late 1960s** and was **influenced by American Jazz**. _____
- 6 Music from **Spanish-speaking Latin American** areas of the world. _____
- 7 **Popular** music from the **Southern United States**. It has **simple ballads and dances** and instruments such as: **fiddle, acoustic guitars, banjos and harmonicas**.

- 8 This music is **old and traditionally played in most countries of the world**. It is mostly played by **ordinary people in groups** as a **hobby** and uses **local instruments**. _____
- 9 A form of **electronic dance music** from **Detroit, Michigan** in the United States.

- 10 **Originated as 'rock and roll'** in the US with **electric lead, bass guitars and drums**. Rather loud. _____



What's your favourite kind of music?

Which musician or band would you most like to meet? Why?

How often do you listen to music?

Have you ever been to a concert or live show? Tell us about it.

Can you play a musical instrument? If so, which one?

Have you ever sung karaoke? Did you like it?

Have you ever downloaded music from the internet? Why?

Do you ever listen to loud music? When?

When you listen to music, do you try to understand the words?

Who is your favourite singer? Why do you like him or her?

Would you like to be a famous singer? Why?

Can you dance? What's your favourite dance?

Can you sing? What's your favourite song?

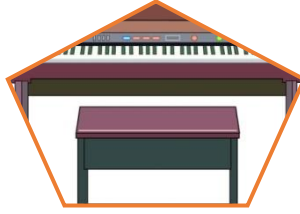
Do you like music in English or in your own language?

Can you play an instrument?





1. piano



2. organ



3. accordion

keyboard instruments



4. synthesizer

percussion instruments



1. drums



2. tambourine



3. cymbal



bongo

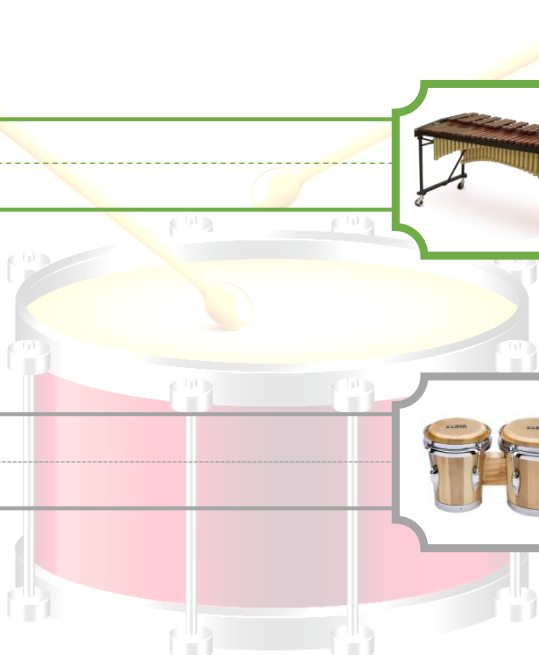


xylophone



triangle

Write 1x bongo cymbal drums triangle tambourine
organ synthesizer piano accordion xylophone



32. Fill the Gaps + Name the Instrument Groups



s _ n t _ e s _ _ e r

percussion or
keyboard

_ r _ a n _ _ _



_ a _ b o _ r _ n _

_ y l _ p _ o n _




c _ m b a _


a c _ o _ d i _ _














p _ _ n _

_ o n _ _





 			
			
		<p>piano</p>	<p>xylophone</p>
<p>drum set</p>	<p>bongo</p>	<p>organ</p>	<p>synthesizer</p>
<p>accordion</p>	<p>triangle</p>	<p>tambourine</p>	<p>cymbal</p>

35. String Instruments and draw your local Instruments **RAINBOW OF EDUCATION**

string instruments



1. classical guitar



2. electric guitar



3. violin




4. harp




5. cello


Draw and write the names of your local instruments here




1.




2.




3.



4.



5.



6.

36.

Fill in the Gaps



c_l__

__li_




el__tr__gu_t_r

h_r_




cla__ic_lgu_t__

b_nj_



bal__e_k_



36.

Fill in the Gaps

37.

Matching



A



B



C



D



E



F



G



H



I

1. violin

2. classical guitar

3. electric guitar

4. harp

5. cello

local instrument _____

local instrument _____











local instrument _____

local instrument _____



37.

Matching

 			
			
		balalaika	banjo
classical guitar	violin	cello	electric guitar
harp			

39.


Puzzle



6



3



7



2



11

1							
2							
3							
4							

1



5							
---	--	--	--	--	--	--	--

6				
---	--	--	--	--



5

7							
---	--	--	--	--	--	--	--

8							
---	--	--	--	--	--	--	--



8

9					
---	--	--	--	--	--

10				
----	--	--	--	--



4

11							
----	--	--	--	--	--	--	--

12							
----	--	--	--	--	--	--	--

10



12



9

39.

Puzzle

Italian term	literal translation	Defenition
1. Tempo	time	The speed of music e.g. 120 BPM
Adagio	slow	slow
Andante	at a walking pace	moderately slow, flowing along
Allegro	joyful; lively and fast	moderately fast
Presto	ready	very fast
Accelerando	accelerating	accelerating
Ritardando	slowing down	decelerating
Alla Marcia	as a march	in a strict tempo; at a marching pace (120BPM)
2. Dynamcis, Volume		
Crescendo	growing	becoming louder
Decrescendo	shrinking	becoming softer
Forte	strong	loud
Mezzo forte	half-strong	becoming softer
Fortissimo	very strong	very loud
Piano	gentle	soft
Pianissimo	very gentle	very soft

Italian term	literal translation	Defenition
3. Moods		
Agitato	agitated	exited and fast
Animato	animated	animated
Brillante	brilliant	brilliant, bright
Cantabile	singable	In a singing style
Con amore	with love	with love
Con fuoco	with fire	with fiery manner
Con spirito	with spirit	with spirit
Dolce	sweetly	sweet
Furioso	furious	with passion
Maestoso	majestic	stately
Vivace	vivacious	up-tempo
4. General Music Expressions	molto = very	piu = more
poco = a little	poco a poco = little by little	ma non troppo = but not too much
meno = less		subito = suddenly

notes in your own language:

Brass wind

Woodwind

Trumpet

Trombone

Baritone

Horn

Tuba

Clarinet

Flute

Saxophone

Oboe

Elements of Music

Rhythm

Dynamics

Melody

Harmony

Tone Colour

Texture

Form

Notes in your own language:

Tempo _____

Music Theory _____

Sheet Music _____

Musical Note _____

Tone _____

Pitch _____

Music alphabet _____

ABCDEFGA _____

Do, Re, Mi, Fa, Sol, La, Si, Do _____

Octave _____

Treble Clef _____

Measure _____

Count _____

Beat _____

Keyboard _____

Note bar _____

Keyboard Key _____

Note duration _____

Whole note _____

Half note _____

Quarter note _____

Eighth note

Symbol

Rest

Ritardando

Syncopation

Pianissimo

Piano

Mezzo piano

Mezzo forte

Forte

Fortissimo

Accent

Harmony

Simultaneously

Chord

Harshness

Dissonance

Consonance

Tone Colour

Timbre

Accoustic

Country Music

Pop Music

Reggae Music

Classical Music

Techno Music

Rock Music

Latin Music

Folk Music

Jazz Music

Hip-hop Music

Rap Music

Percussion

Piano

Organ

Accordion

Synthesizer

Drums

Xylophone

Triangle

Bongo

Symbal

Tambourine _____

String Instruments _____

Classical Guitar _____

Electric Guitar _____

Violin _____

Harp _____

Cello _____

Balaleika _____

Banjo _____

Harp _____

See also the music expressions on Page 40 + 41



1. Give 4 names of Brass wind instruments.

2. Give 3 names of woodwind instruments.

3. Write the musical alphabet.

4. What is an octave?

5. What is a notebar?

6. On which notebar line starts the treble clef?

7. Four quarter notes have the same duration as 2 _____ notes or 8 _____ notes.

8. Two half notes occupy the same amount of time as 1 _____ note or as 4 _____ notes.

9. Give 5 essential elements of music.

10. Rhythm is the element of _____ in music.

11. Duration tells us how _____ a sound lasts.

12. _____ is the speed of the beat.

13. The relative loudness or quietness of music is called _____.

14. **p** means _____, **mf** means _____, **f** means _____

15. The tune of a song or music piece is called _____.

16. How does a dissonant sound? _____.

17. Give the names of 4 percussion instruments.

18. Give the names of 3 keyboard instruments.

19. Give the names of 4 string instruments.

Answer Key 1

Music (1)

RAINBOW OF EDUCATION

4.

1=2 2=3 3=2 4=1 5=1 6=3 7=2 8=3 9=2

6.

A=7 B=6 C=5 D=9 E=1 F=8 G=4 H=3 I=2

7.

1 tuba 2 saxophone 3 baritone 4 flute 5 horn 6 trombone 7 clarinet 8 trumpet 9 oboe

12.

G A F E G A G B

13.

G F C E G D A

14. G F G A B A E F G D F A C G E B

A E C B D E A D G C A E C D B G

20.

1=8 beats 2=5 beats 3=1,5 beats 4=1 beat 5=2,5 beats 6=2 beats 7=10 beats 8=6 beats

28.

1 jazz 2 hip hop/rap 3 pop 4 classical music 5 reggae 6 Latin 7 country music 8 folk music 9 techno music 10 rock

33.

1 accordion 2 organ 3 piano 4 drums 5 synthesizer 6 bongo 7 tambourine 8 triangle 9 xylophone 10 cymbal

37.

1=D 2=C 3=E 4=A 5=B

39.

1 piano 2 clarinet 3 baritone 4 cymbal 5 trumpet 6 horn 7 triangle 8 trombone 9 guitar 10 drums 11 saxophone 12 tambourine

Sentence vertical: play that tune

41F.

trumpet, baritone, trombone, tuba

2. clarinet, flute, oboe

3. ABCDEFGA

4. 7 consecutive notes and the 1st note is repeated.

5. A set of lines on which music is written.

6. 2

7. halve, eighth

8. whole, quarter

9. rhythm, dynamics, melody, harmony, tone colour

10. time

11. long

12. Tempo

13. dynamics

14. quiet, moderately loud, loud


15. melody

16 harsh

17 triangle, cymbal, drum, xylophone

18. piano, synthesizer, accordion


19. violin, guitar, harp, cello



©BestColoringPages.com

43.

Drum Set Coloring Page




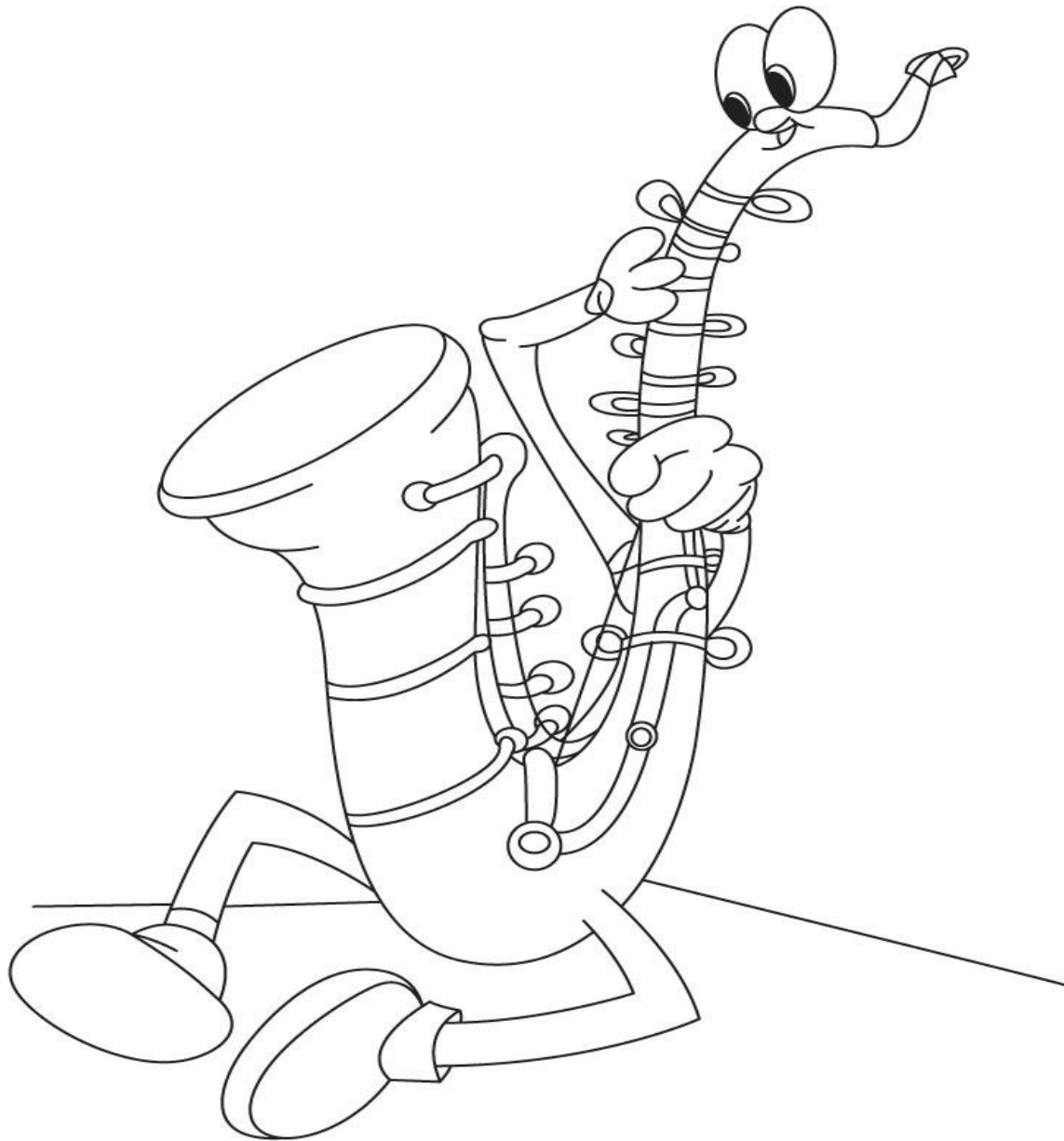
43.


Drum Set Coloring Page


RAINBOW OF EDUCATION











©BestColoringPages.com







