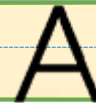
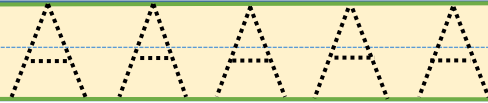
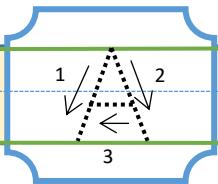


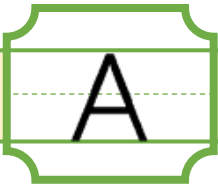


1.

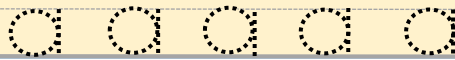
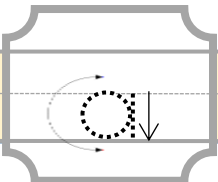
# Repeating the Letter A a



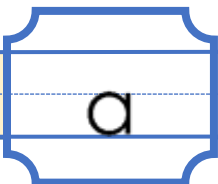
write in  
upper case  
letters



add 10 A's



write in  
lower case  
letters

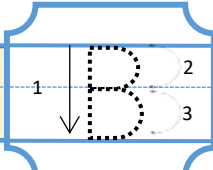


add 10 a's



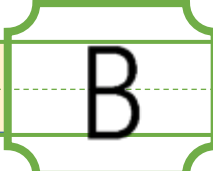
2.

## Repeating the Letter B b

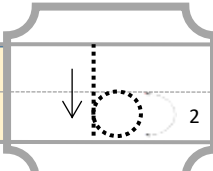
 B B B B B B B

write in  
uppercase  
letters



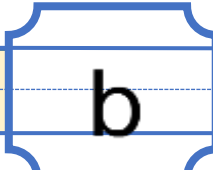
 B

add 10 B's

 b b b b b

write in  
lower case  
letters



 b

add 10 b's



2.

## Repeating the Letter B b

3.

### Repeating the Letter C c

Tracing practice for uppercase letter C. A blue box contains a dotted uppercase 'C' with a curved arrow showing the stroke direction. To its right are five more dotted uppercase 'C's on a yellow background with a dashed midline.

write in  
upper case  
letters



Tracing practice for uppercase letter C. A green box contains a solid uppercase 'C'. Below it is a blank yellow writing area with a dashed midline.

add 10 C's

Tracing practice for lowercase letter c. A grey box contains a dotted lowercase 'c' with a curved arrow showing the stroke direction. To its right are five more dotted lowercase 'c's on a yellow background with a dashed midline.

write in  
lower case  
letters



Tracing practice for lowercase letter c. A blue box contains a solid lowercase 'c'. Below it is a blank yellow writing area with a dashed midline.

add 10 c's



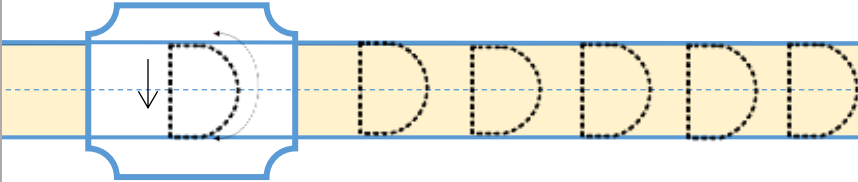
is for Car

3.

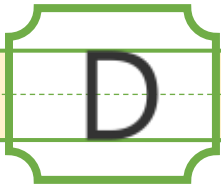
### Repeating the Letter C c

4.

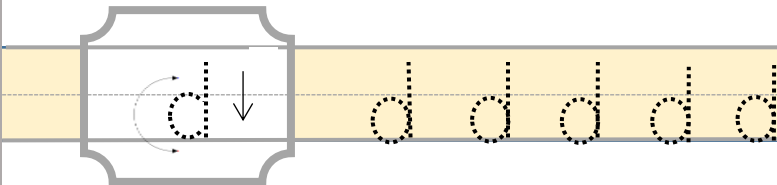
### Repeating the Letter D d



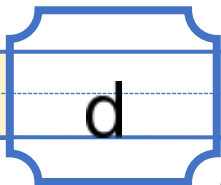
write in  
upper case  
letters




Add 10 D's



write in  
lower case  
letters



Add 10 d's



is for Dinosaur

4.

### Repeating the Letter D d

5.

# Repeating the Letter E e



E E E E E

write in  
upper case  
letters



E

Add 10 E's


e e e e e

write in  
lower case  
letters



e

Add 10 e's



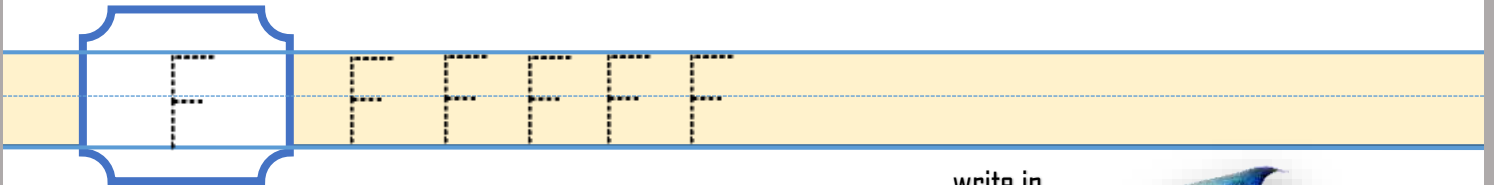
is for Elephant

5.


# Repeating the Letter E e

6.

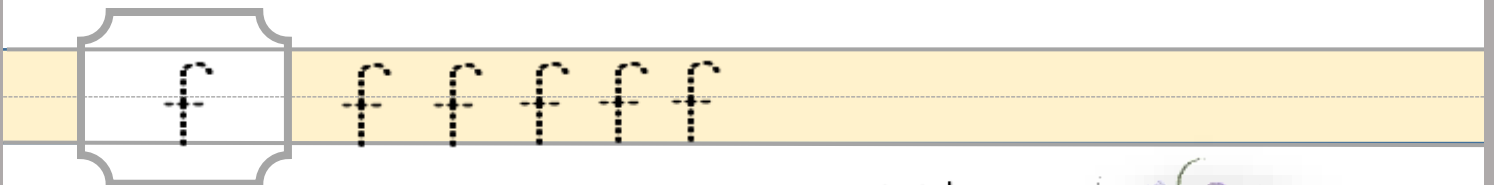
# Repeating the Letter F f




write in  
upper case  
letters



Add 10 F's



write in lower  
case letters



Add 10 f's



6.

# Repeating the Letter F f

7.

# Repeating the Letter G g



Handwriting practice row for uppercase G. It features a blue-bordered box containing a large uppercase 'G' with a dashed line for the stem and a horizontal line for the top bar. To the right of this box are five dashed uppercase 'G's for tracing. The row is set against a yellow background with a dashed midline.

write in  
upper case  
letters



Handwriting practice row for uppercase G. It features a green-bordered box containing a large, colorful uppercase 'G' (with red, yellow, and blue segments). To the right of this box is a blank space for writing. The row is set against a yellow background with a dashed midline.

Add 10 G's

Handwriting practice row for lowercase g. It features a grey-bordered box containing a large lowercase 'g' with a dashed line for the stem and a horizontal line for the top bar. To the right of this box are five dashed lowercase 'g's for tracing. The row is set against a yellow background with a dashed midline.

write in  
lower case  
letters



Handwriting practice row for lowercase g. It features a blue-bordered box containing a large lowercase 'g'. To the right of this box is a blank space for writing. The row is set against a yellow background with a dashed midline.

Add 10 g's

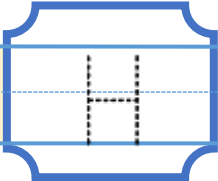


7.

# Repeating the Letter G g

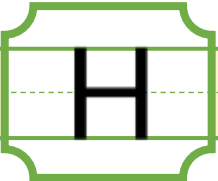
8.

# Repeating the Letter H h

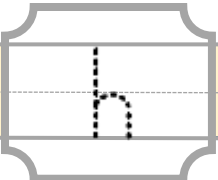
 H H H H H H H H H H

write in  
upper case  
letters



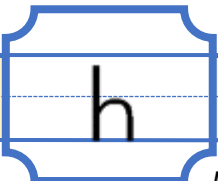
 H

Add 10 H's

 h h h h h

write in  
lower case  
letters



 h

Add 10 h's



is for Hat

8.

# Repeating the Letter H h



9.

# Repeating the Letter I i



Tracing practice for uppercase letter 'I'. A blue box contains a solid 'I', followed by five dashed 'I's on a yellow writing line.

write in upper case letters



Tracing practice for uppercase letter 'I'. A green box contains a solid 'I', followed by the text 'Add 10 I's' on a yellow writing line.

Tracing practice for lowercase letter 'i'. A grey box contains a dashed 'i', followed by five dashed 'i's on a yellow writing line.

write in lower case letters



Tracing practice for lowercase letter 'i'. A blue box contains a solid 'i', followed by the text 'Add 10 i's' on a yellow writing line.



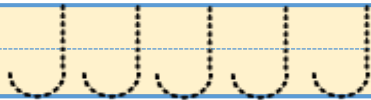
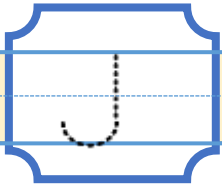
is for Iron

9.

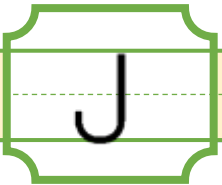
# Repeating the Letter I i

10.

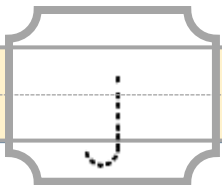
### Repeating the Letter J j



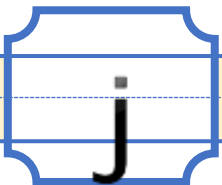
write in  
upper case  
letters



Add 10 J's



write in  
lower case  
letters



Add 10 j's



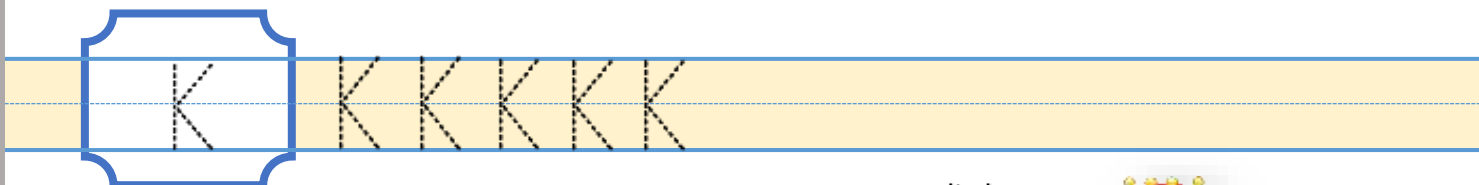
is for Judge

10.

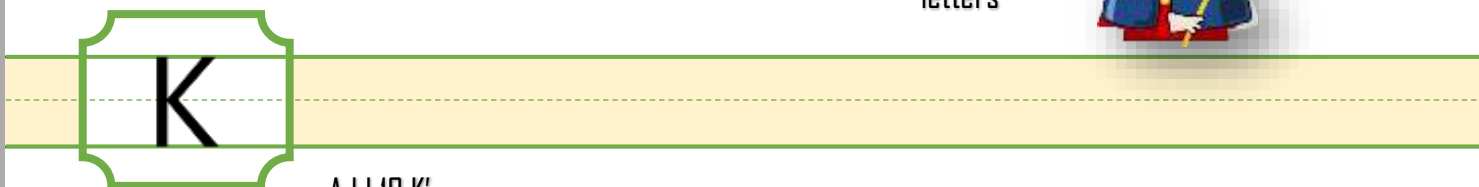
### Repeating the Letter J j

11.


## Repeating the Letter K k




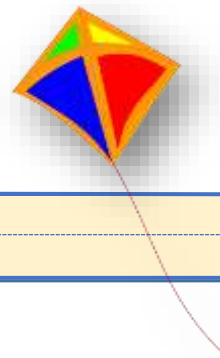
write in  
upper case  
letters



Add 10 K's



write in  
lower case  
letters



Add 10 k's



is for King

11.

## Repeating the Letter K k

12.

# Repeating the Letter L l

Handwriting practice row for uppercase letter L. It features a blue decorative box containing a solid uppercase 'L', followed by a series of dashed uppercase 'L's on a yellow background with a horizontal dashed midline.

write in  
upper case  
letters



Handwriting practice row for uppercase letter L. It features a green decorative box containing a solid uppercase 'L', followed by a blank yellow background with a horizontal dashed midline.

Add 10 L's.

Handwriting practice row for lowercase letter l. It features a grey decorative box containing a solid lowercase 'l', followed by a series of dashed lowercase 'l's on a yellow background with a horizontal dashed midline.

write in  
lower case  
letters



Handwriting practice row for lowercase letter l. It features a blue decorative box containing a solid lowercase 'l', followed by a blank yellow background with a horizontal dashed midline.

Add 10 l's



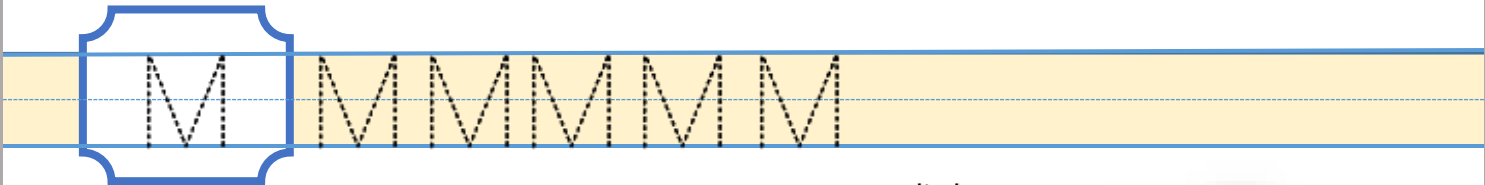
is for Lion

12.


# Repeating the Letter L l

13.

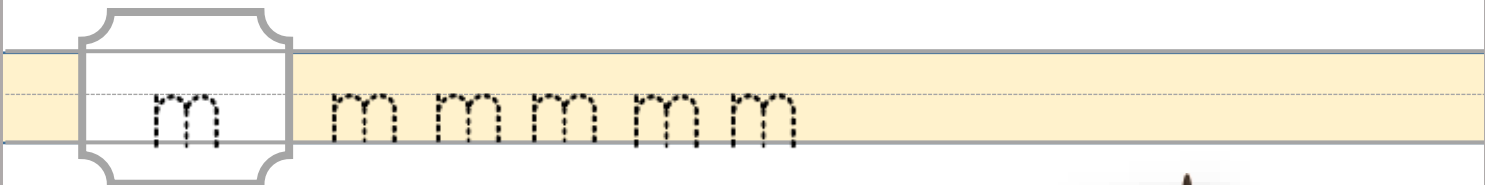
### Repeating the Letter M m





write in  
upper case  
letters



Add 10 M's



write in  
lower case  
letters



Add 10 m's



is for Monkey

13.

### Repeating the Letter M m

14.

# Repeating the Letter N n

N N N N N N N N

write in  
upper case  
letters



N

Add 10 N's

n n n n n n n

write in  
lower case  
letters



n

Add 10 n's

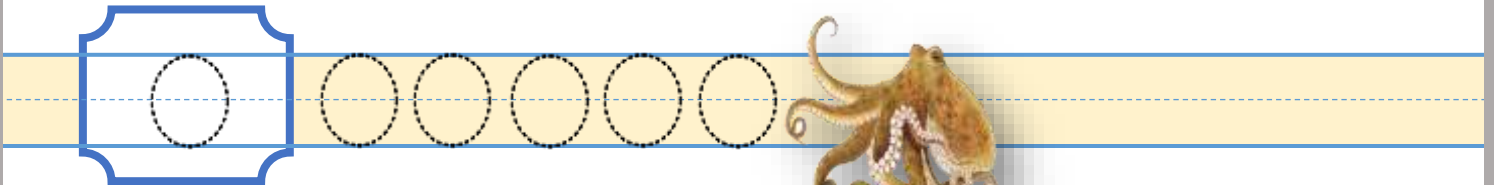


14.


# Repeating the Letter N n

15.

Repeating the Letter O o



write in  
upper case  
letters



write in  
lower case  
letters



is for Octopus

15.

Repeating the Letter O o

16.

Repeat the Letter P p



Handwriting practice row with a blue border. It contains a large uppercase letter 'P' inside a blue decorative frame, followed by five dashed uppercase 'P's for tracing on a yellow background with a dashed midline.

write in  
upper case  
letters



Handwriting practice row with a green border. It contains a large uppercase letter 'P' inside a green decorative frame, followed by ten blank spaces for writing uppercase 'P's on a yellow background with a dashed midline.

Add 10 P's

Handwriting practice row with a grey border. It contains a large lowercase letter 'p' inside a grey decorative frame, followed by five dashed lowercase 'p's for tracing on a yellow background with a dashed midline.

write in  
lower case  
letters



Handwriting practice row with a blue border. It contains a large uppercase letter 'P' inside a blue decorative frame, followed by ten blank spaces for writing lowercase 'p's on a yellow background with a dashed midline.

Add 10 p's

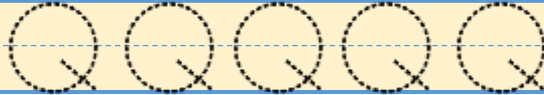
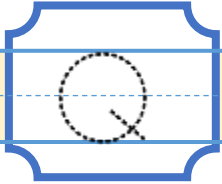


is for Pencil

16.

Repeating the Letter P p

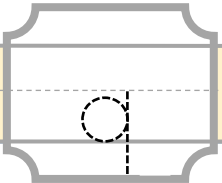




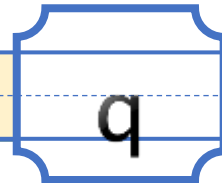
write in  
upper case  
letters



Add 10 Q's



write in  
lower case  
letters



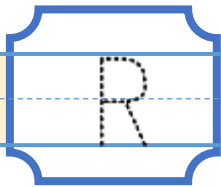
Add 10 q's.



is for Quill

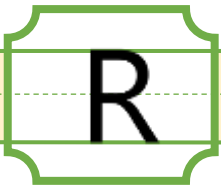
18.

### Repeating the Letter R r

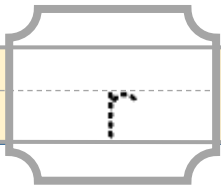


R R R R R R R R

write in  
upper case  
letters

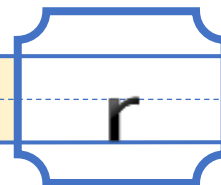


Add 10 R's



r r r r r r r r

write in  
lower case  
letters



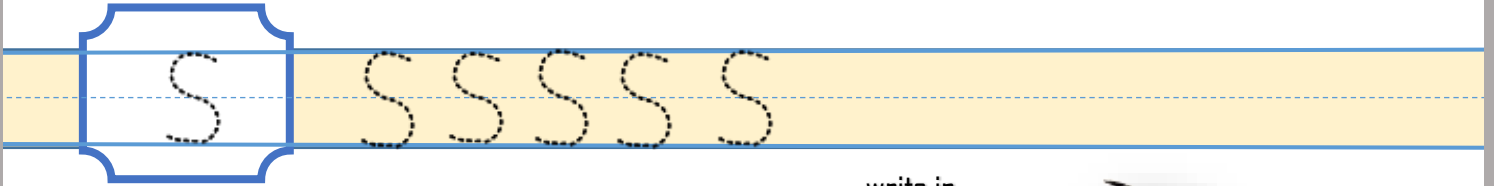
Add 10 r's.




is for Rabbit

18.

### Repeating the Letter R r



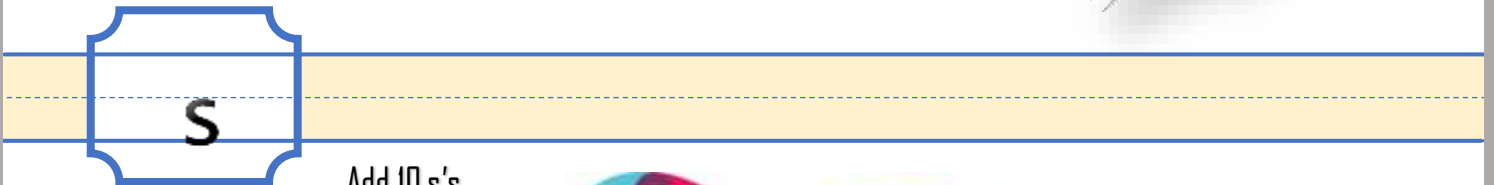
write in upper case letters



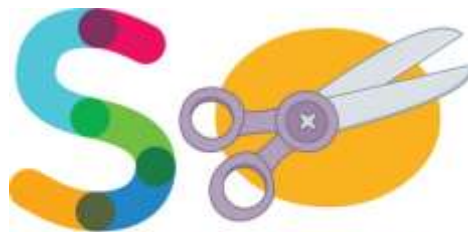
Add 10 S's



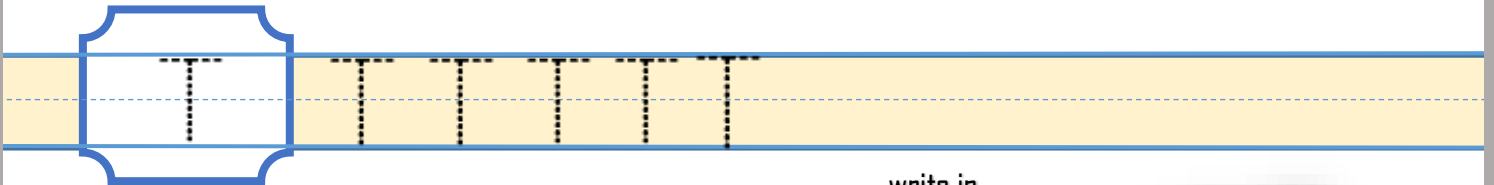
write in lower case letters



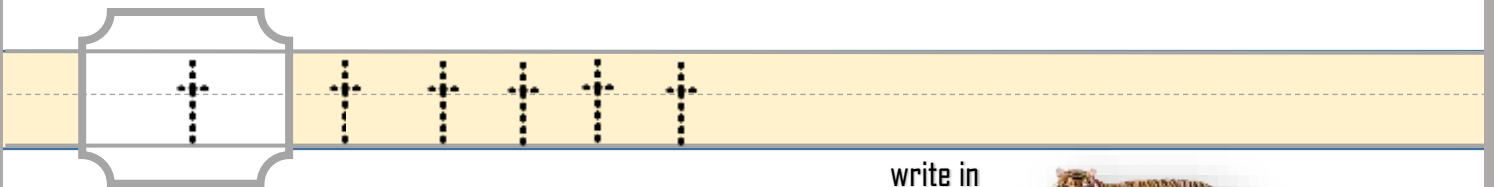
Add 10 s's




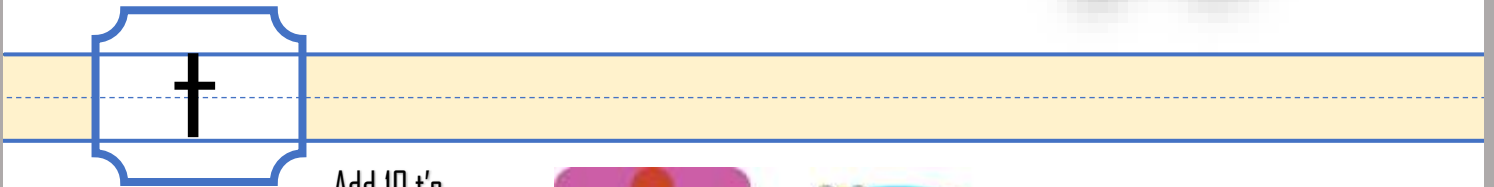
is for Scissors



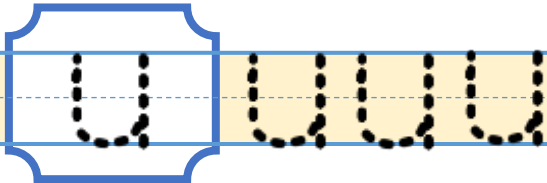
write in  
upper case  
letters



write in  
lower case  
letters



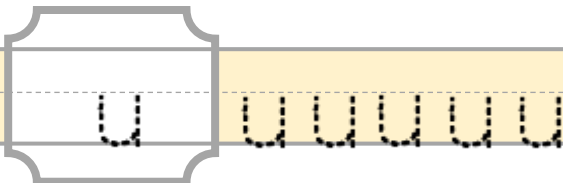
is for Turtle



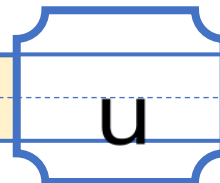
write in  
upper case  
letters



write 10 U's

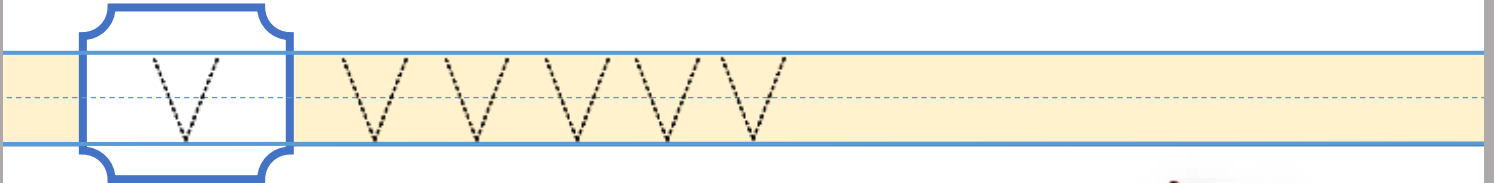


write in  
lower case  
letters



write 10 u's






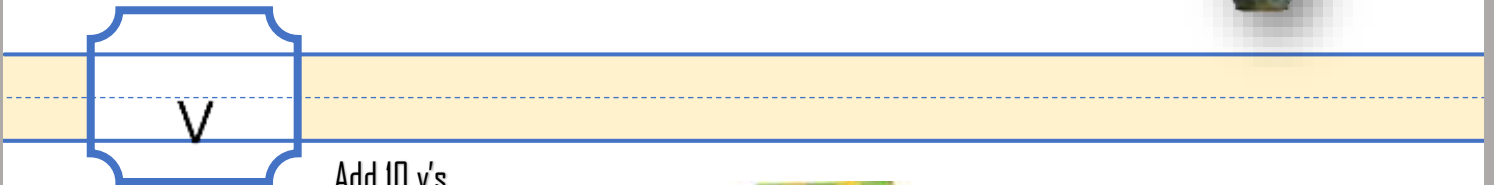
write in  
upper case  
letters



Add 10 V's

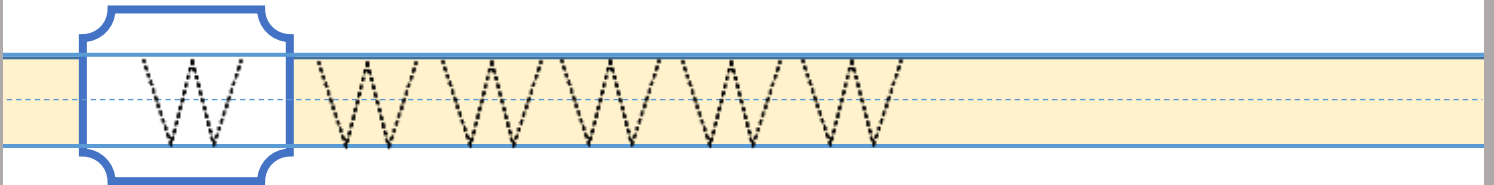


write in  
lower case  
letters




Add 10 v's

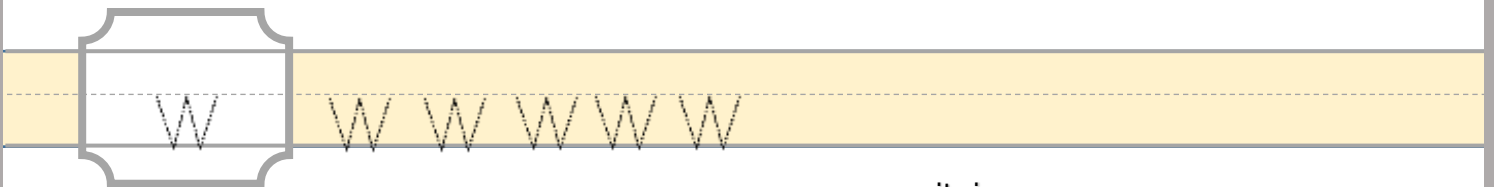




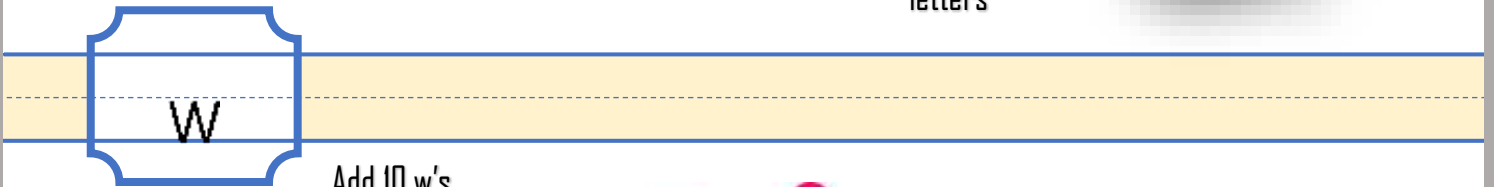
write in  
upper case  
letters



Add 10 W's



write in  
lower case  
letters



Add 10 w's

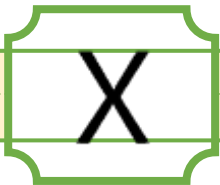
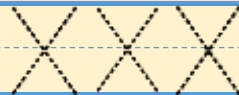
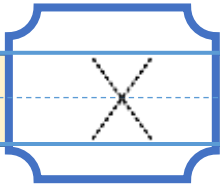


is for Windows

XYLOPHONE



write in  
upper case  
letters

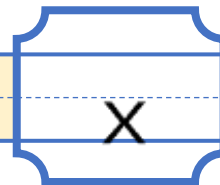

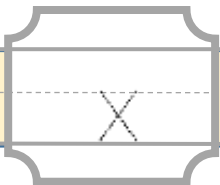


Add 10 X's

xylophone



write in  
lower case  
letters



Add 10 x's

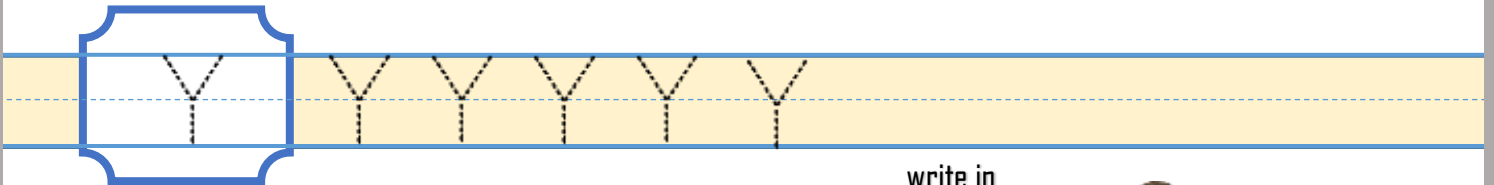


is for Xylopone




25.

Repeating the Letter Y y




write in  
upper case  
letters



Add 10 Y's



write in  
lower case  
letters



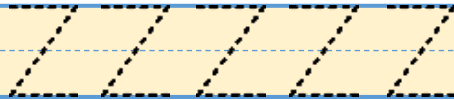
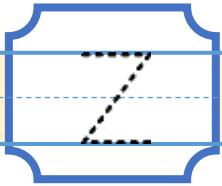
Add 10 y's



is for Yak

25.


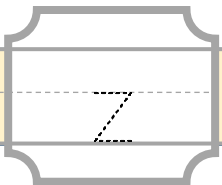
Repeating the Letter Y y



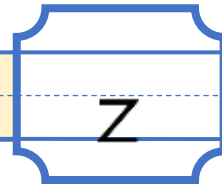
write in  
upper case  
letters



Add 10 Z's



write in  
lower case  
letters



Add 10 z's



is for Zebra