


# 1. Making a Christmas Hat

## Making a Christmas hat of red and white felt or fabric




1

Length and height 13 inches.



Santa Felt Hat



2

Tie a pencil to a string and stretch the string taut from the apex or tip of the triangle until the tip of the pencil touches the midpoint of the triangle base. While keeping the string taut, draw an arc spanning the two opposite sides or the triangle. Before drawing the arc, you may find it helpful to tape your paper triangle to the table and the string to the apex of the triangle.



3



4



2.

## Making a Christmas Hat

RAINBOW OF EDUCATION

5




6



7



8



A VERY MERRY  
**CHRISTMAS**  
and Happy New Year!

2.

## Making a Christmas Hat

RAINBOW OF EDUCATION

3.

### Making a Christmas Hat

RAINBOW OF EDUCATION



3.

### Making a Christmas Hat

RAINBOW OF EDUCATION