

## Prepositions

A **preposition** is a word that **connects a noun or a pronoun** with a **different word or element in the rest of the sentence**.

Examples:

The book **under** the lion.

The book **on** the lion.

The book **in** front of the lion.

The book **near** the lion.

The book **behind** the lion.

The **prepositions** under, on, in etc. make a **connection** between **the book** and the **lion**.

The prepositions in this example tell us about **the place** of the book and the lion in relation to each other. We call them prepositions of place.

The English language has about 100 prepositions.

**Prepositions can express:**

1. **place:** in, on, at (in the house, on the house, at the gate)
2. **time:** in, on, at (in two weeks, on Tuesdays, at noon)
3. **movement:** toward, away from, along ( I am walking towards the river, away from the river, along the river)
4. **method:** by (I went there by bus. I sent it by airmail.)
5. **material:** made of (Lego is made of plastic.)

You'll never find single prepositions; they are always married to an **object**.

This means that **all prepositions have an object**.

The **noun that comes after the preposition is called the object.**

To find the object of the preposition:

1. Find the preposition.
2. Then put the preposition in the blank and ask: \_\_\_\_\_ who or what?

Jennifer is standing **behind** Carlos. (behind who?) Carlos

There is a cookie **under** the table. (under what?) the table

Phil took notes **during** the meeting. (during what?) the meeting

There is an apple **on** the table. (on what?) the table

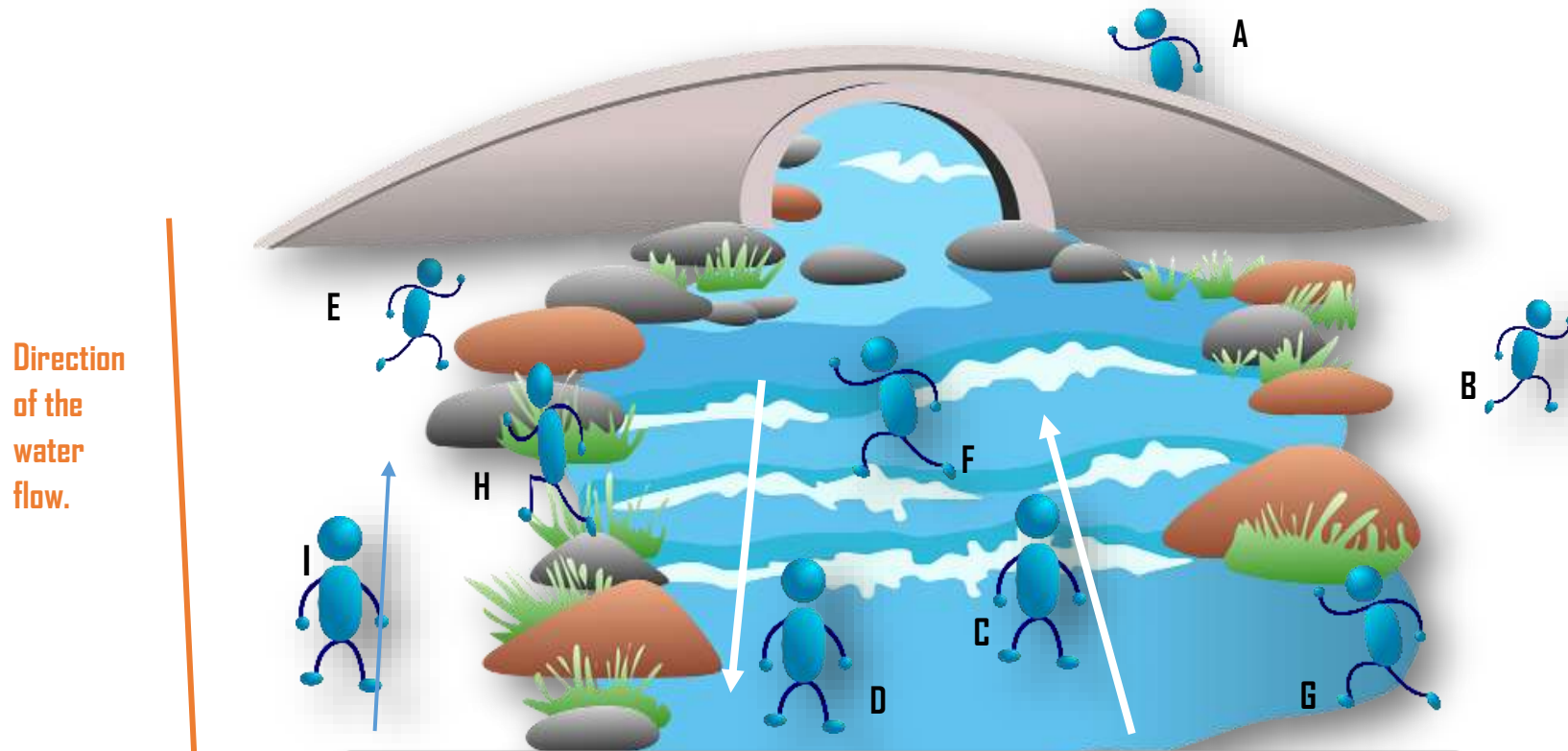
Class will begin **at** 8:30. (at what time?) 8:30

In this table you see a mix of the 25 most commonly used prepositions:

in	from	through	during	of
to	by	after	without	at
for	about	over	before	like
with	as	between	under	against
on	into	out	around	among

3.

## Prepositions of Movement



Direction  
of the  
water  
flow.

**A** is walking **across** the stone bridge. **F** is walking **through** the stream.  
**B** is walking **away** from the stream. **G** is walking **into** the stream.  
**C** is walking **up** the stream. **H** is walking **out of** the stream.  
**D** is walking **down** the stream. **I** is walking **along** the stream.  
**E** is walking **towards** the stream.

3.

## Prepositions of Movement

4.

### Prepositions of Movement

1 x      across   out of   away from   up   towards   through  
along   down   into

Write each preposition 1 time

4.

### Prepositions of Movement

Write the correct prepositions of movement under the pictures.



1. \_\_\_\_\_



2. \_\_\_\_\_



3. \_\_\_\_\_



4. \_\_\_\_\_



5. \_\_\_\_\_



6. \_\_\_\_\_



7. \_\_\_\_\_



8. \_\_\_\_\_



9. \_\_\_\_\_



6.

### Prepositions of Movement, Fill in the Gaps



1. a \_ a \_ fr \_ m



2. \_ \_ stream



3. t \_ r \_ \_ g \_



4. \_ c r \_ s \_



5. o \_ t \_ \_



6. \_ o \_ n the road



7. t \_ \_ ar \_ \_



8. \_ n \_ o



9. a \_ \_ n \_

6.

### Prepositions of Movement

Write the prepositions of movement.




1



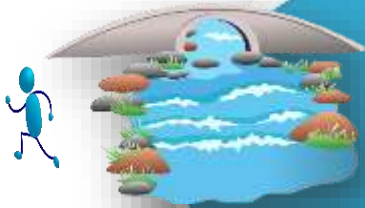
3



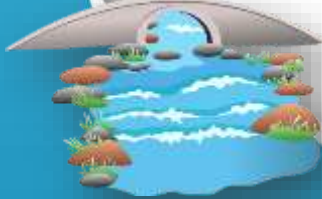
2



6




4



5



7



8



9



- along
- towards
- across

1



- along
- through
- down

2



- away from
- through
- up

3



- down
- across
- into

4



- away from
- up
- across

5



- down
- up
- through

6



- across
- towards
- into

7



- down
- along
- out of

8

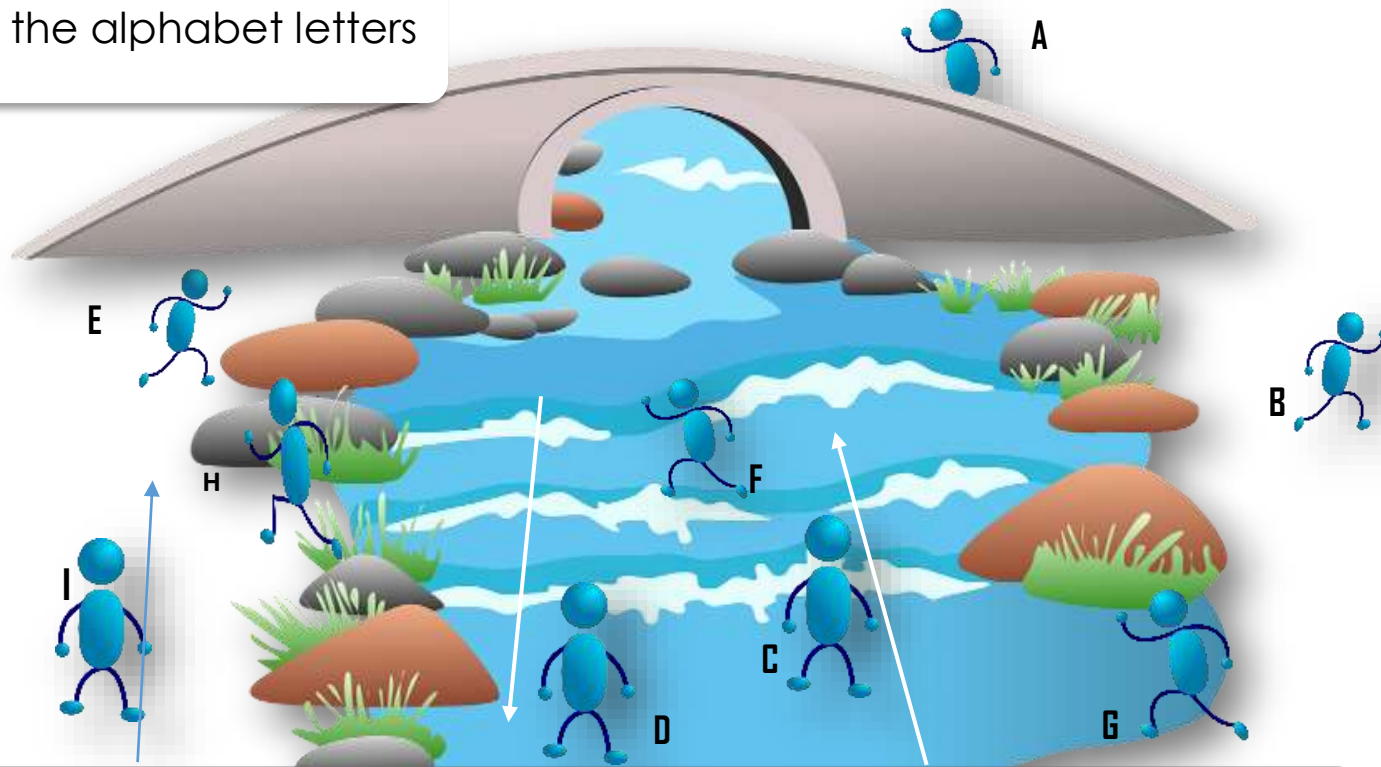


- away from
- through
- out of

9



Fill in the alphabet letters



- 1 \_\_\_ is walking **along** the stream.
- 2 \_\_\_ is walking **down** the stream.
- 3 \_\_\_ is walking **towards** the stream.
- 4 \_\_\_ is walking **across** the stone bridge.
- 5 \_\_\_ is walking **away from** the stream.

- 6 \_\_\_ is walking **through** the stream.
- 7 \_\_\_ is walking **out of** the stream.
- 8 \_\_\_ is walking **up** the stream.
- 9 \_\_\_ is walking **into** the stream.

## Up and down the street

'Up' and 'down' the street can be used looking at the level of the street. But mostly it's not about the level. There is no rule regarding going 'up' or 'down' a street. They can be used depending on your own preferences.


For example, one way is to choose by house numbering: the way in which the numbers are ascending can be considered "up the street", and the way in which they are descending can be considered "down the street". Sometimes up the street is used when going toward the city centre and 'down the street' when going away from the centre



Driving through a tunnel.



She's walking down the street.



Walking towards the Eiffel Tower.



Walking across the zebra



She's walking up the street.



The boat navigates under the bridge.



Use some prepositions more than one time.

away from (3)    into (2)    out of (2)    towards (2)    along    up    down (2)  
 across (2)    through (2x)



1. The train went \_\_\_\_\_ the tunnel.
2. She pulled him \_\_\_\_\_ the mud.
3. We walked \_\_\_\_\_ the river in the evening.
4. The thief came \_\_\_\_\_ the window.
5. He got \_\_\_\_\_ the car and drove away.
6. I saw a dog swim \_\_\_\_\_ the river.
7. Walk \_\_\_\_\_ the stairs and then turn left.
8. The dog ran \_\_\_\_\_ his boss and never returned.
9. The boy ran \_\_\_\_\_ the hill too fast and fell down.
10. I can't get \_\_\_\_\_ work now.
11. The cat jumped \_\_\_\_\_ the box and left the house.
12. We flew \_\_\_\_\_ the ocean within four hours.
13. The burglar ran \_\_\_\_\_ the policeman.
14. Don't look \_\_\_\_\_ on others.
15. \_\_\_\_\_ what place was the bird flying?
16. Tom and his friend headed \_\_\_\_\_ the beach.
17. I dove \_\_\_\_\_ the river.



1. She turned \_\_\_\_\_ me.
2. I went \_\_\_\_\_ to the fifth floor in an elevator.
3. My house is on your left as you go \_\_\_\_\_ the street  
\_\_\_\_\_ the church.
4. We took a walk \_\_\_\_\_ the river bank.
5. Please take me \_\_\_\_\_ here.
6. Hundreds of buffaloes moved \_\_\_\_\_ the lake.
7. My suggestion is for more trees to be planted  
\_\_\_\_\_ the streets.
8. I must have lost my keys \_\_\_\_\_ the way.
9. The blind man felt his way \_\_\_\_\_ the exit.
10. The bullet went \_\_\_\_\_ his body.
11. Step \_\_\_\_\_ my car and put your hands on  
your head.
12. A lot of people look \_\_\_\_\_ to you. Don't let them  
down.
13. I can't breathe \_\_\_\_\_ my nose.
14. They followed the buffalo \_\_\_\_\_ the plains.
15. I saw a lot of birds flying \_\_\_\_\_ the south.
16. Everybody in the park looked \_\_\_\_\_ the hot air  
balloon.
17. The ball rolled on the ground \_\_\_\_\_ me.
18. There are many shops \_\_\_\_\_ the street.



Prepositions of place and prepositions of movement are mixed in this exercise.



1. She sat \_\_\_\_\_ him on the bus.
2. The moon disappeared \_\_\_\_\_ the clouds.
3. His trip will keep him \_\_\_\_\_ the office for a week.
4. Stand \_\_\_\_\_ please!
5. Jenny rode her motorcycle \_\_\_\_\_ the United States.
6. Let's meet \_\_\_\_\_ the theater.
7. I don't want to sit \_\_\_\_\_ Francis tonight.
8. There are 2 cats hiding \_\_\_\_\_ her car.
9. Fabian rolled \_\_\_\_\_ his sleeves and started working.
10. The lion and the deer stood \_\_\_\_\_ each other and observed each other's movements.
11. His hands were tied \_\_\_\_\_ his back.
12. She looked \_\_\_\_\_ at the sky.
13. Who is hiding \_\_\_\_\_ the curtains?
14. What's that building \_\_\_\_\_ the hospital?
15. The bus stops \_\_\_\_\_ my house.
16. Can you swim \_\_\_\_\_ the river?
17. She helped the old man \_\_\_\_\_ the street.
18. She found her purse \_\_\_\_\_ the desk.
19. At that time Rene was sitting \_\_\_\_\_ Natasha and Veronica.
20. I saw a man coming \_\_\_\_\_ me.
21. They walked \_\_\_\_\_ the fence and then turned right.
22. He stayed \_\_\_\_\_ the roof for two days and then gave up.



The tenth street on your left. 10<sup>th</sup>

The ninth street on your left. 9<sup>th</sup>

The eighth street on your left. 8<sup>th</sup>

The seventh street on your left. 7<sup>th</sup>

The sixth street on your left. 6<sup>th</sup>

The fifth street on your left. 5<sup>th</sup>

The fourth street on your left. 4<sup>th</sup>

The third street on your left. 3<sup>rd</sup>

The second street on your left. 2<sup>nd</sup>

The first street on your left. 1<sup>st</sup>

The tenth street on your right. 10<sup>th</sup>

The ninth street on your right. 9<sup>th</sup>

The eighth street on your right. 8<sup>th</sup>

The seventh street on your right. 7<sup>th</sup>

The sixth street on your right. 6<sup>th</sup>

The fifth street on your right. 5<sup>th</sup>

The fourth street on your right. 4<sup>th</sup>

The third street on your right. 3<sup>rd</sup>

The second street on your right. 2<sup>nd</sup>

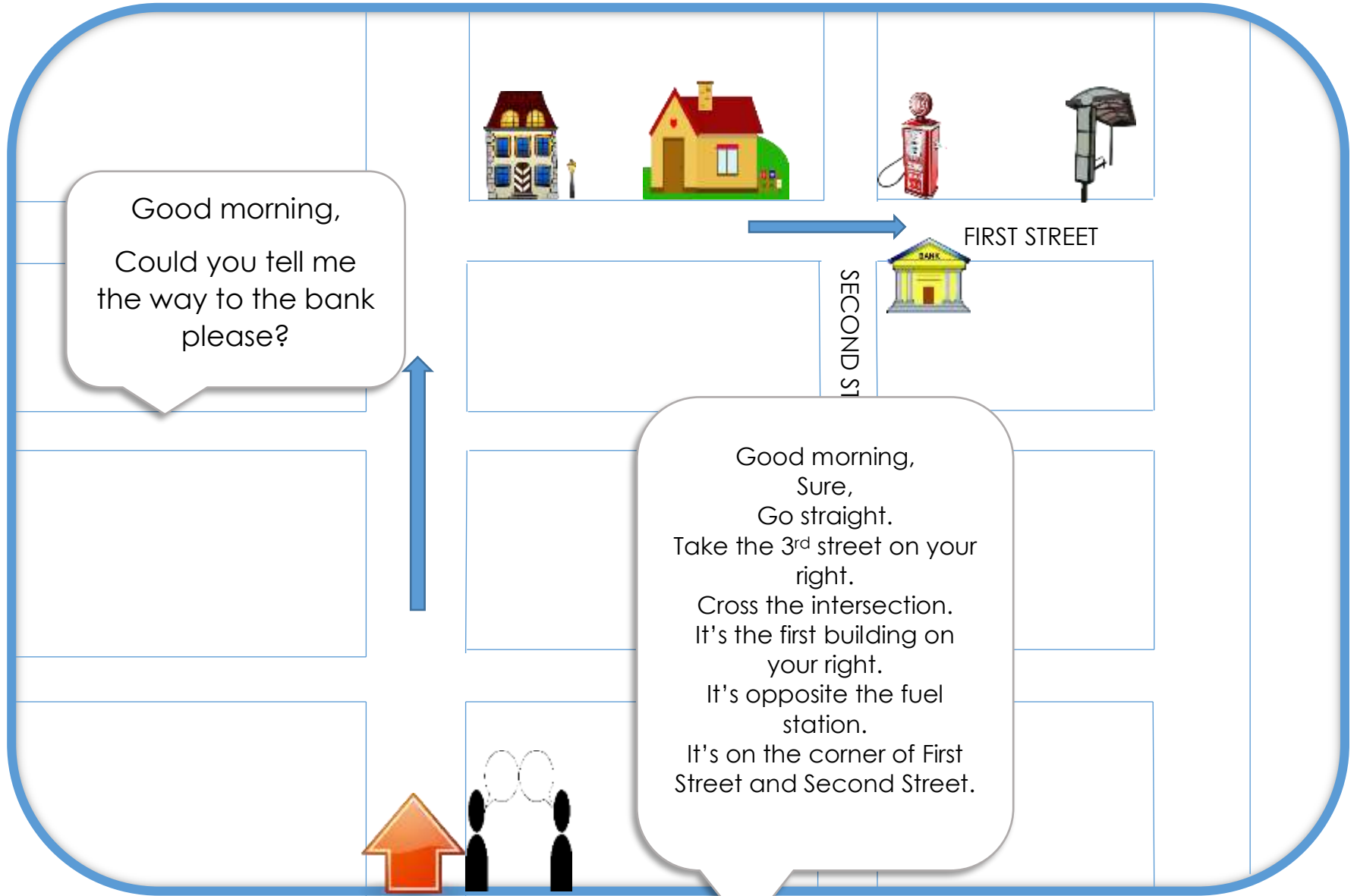
The first street on your right. 1<sup>st</sup>

Write the ordinal numbers in the streets with the arrows.

*Tenth street on your right. 10<sup>th</sup>*

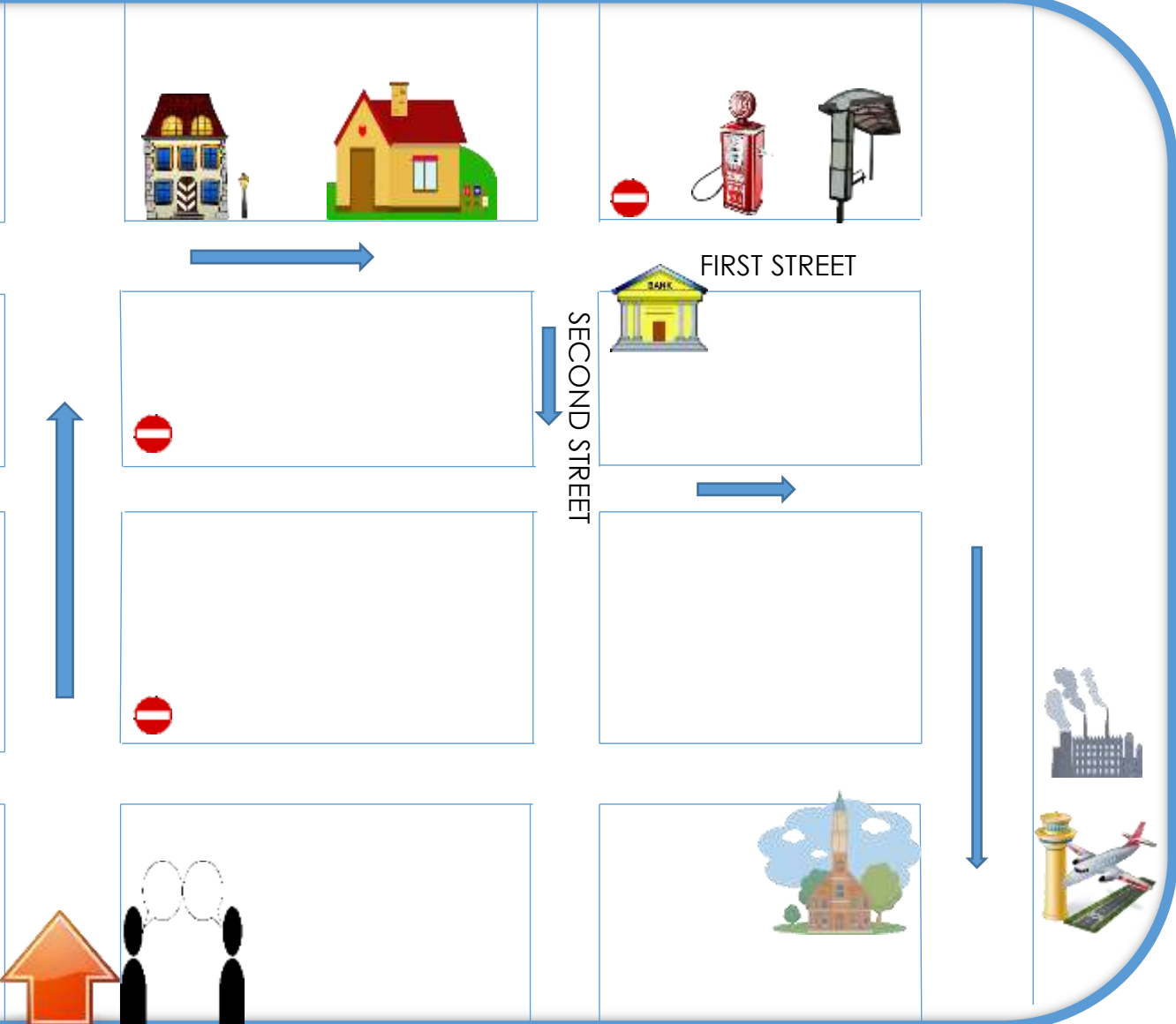
*Fifth street on your left. 5<sup>th</sup>*

The exercise consists of a vertical column of ten horizontal lines. The lines are grouped into five pairs. Each pair contains a yellow arrow pointing right and a grey arrow pointing left. The text 'Tenth street on your right. 10<sup>th</sup>' is written in green on the right side of the first pair. The text 'Fifth street on your left. 5<sup>th</sup>' is written in green on the left side of the third pair. A yellow-bordered box on the left side contains the instruction 'Write the ordinal numbers in the streets with the arrows.'



Good afternoon,  
Could you tell me the  
way to the airport  
please?

Good afternoon. Sure.  
Go straight.  
Take the 3<sup>rd</sup> street on your  
right.  
Turn right at the  
intersection.  
Turn left at the next  
intersection.  
Turn right on the junction.  
It's the second building  
on your left.  
It's next to the factory.  
It's opposite the church.



Cut the building names at the bottom and place them in different places in the document. Then exercise the commands by speech, not by writing.  
(print this document on thick paper)



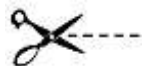
FIRST STREET



SECOND STREET



Good afternoon,  
Could you tell me the way to \_\_\_\_\_ please?



post office

school

toy shop

cinema

theater

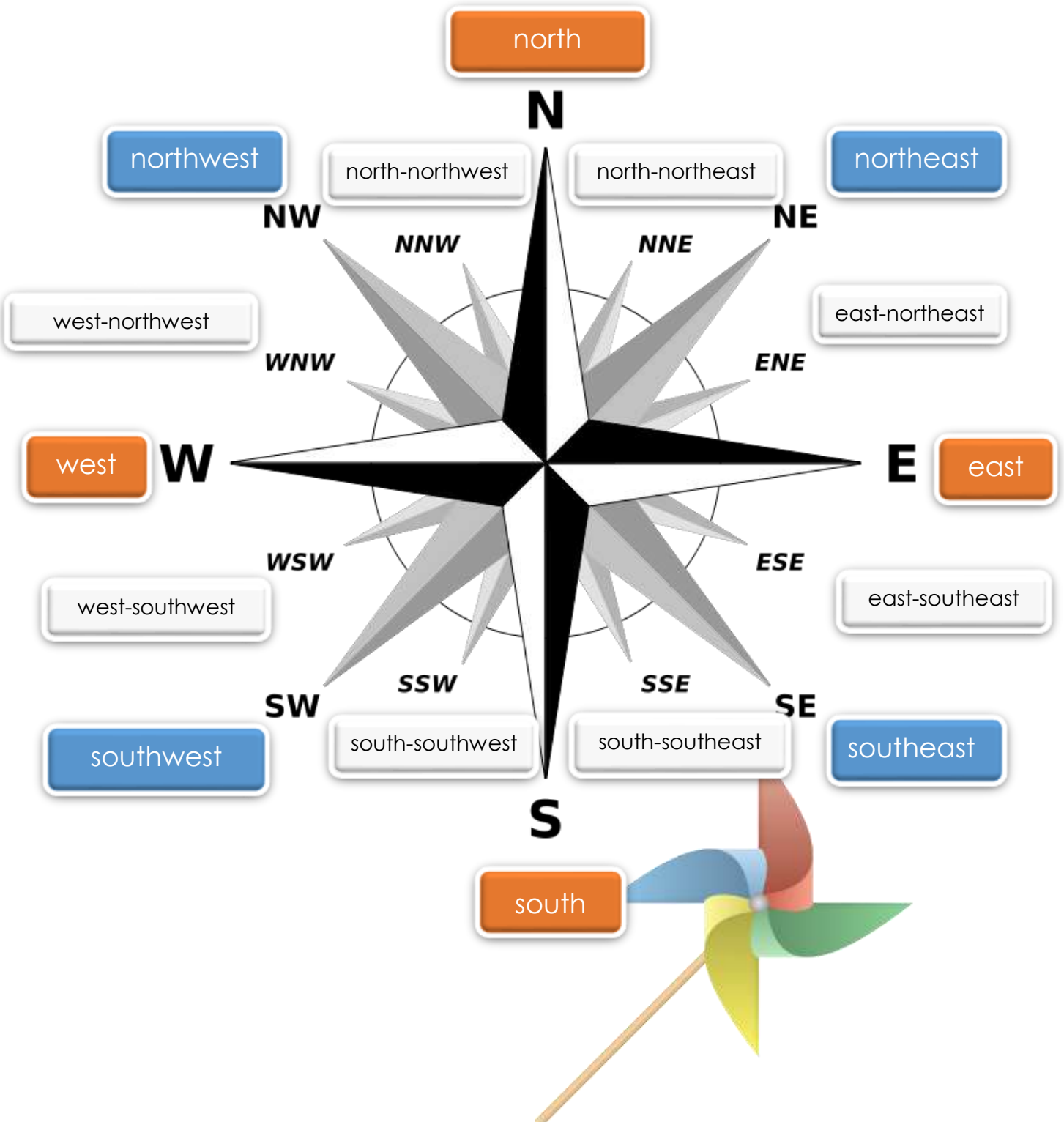
airport

museum

hotel

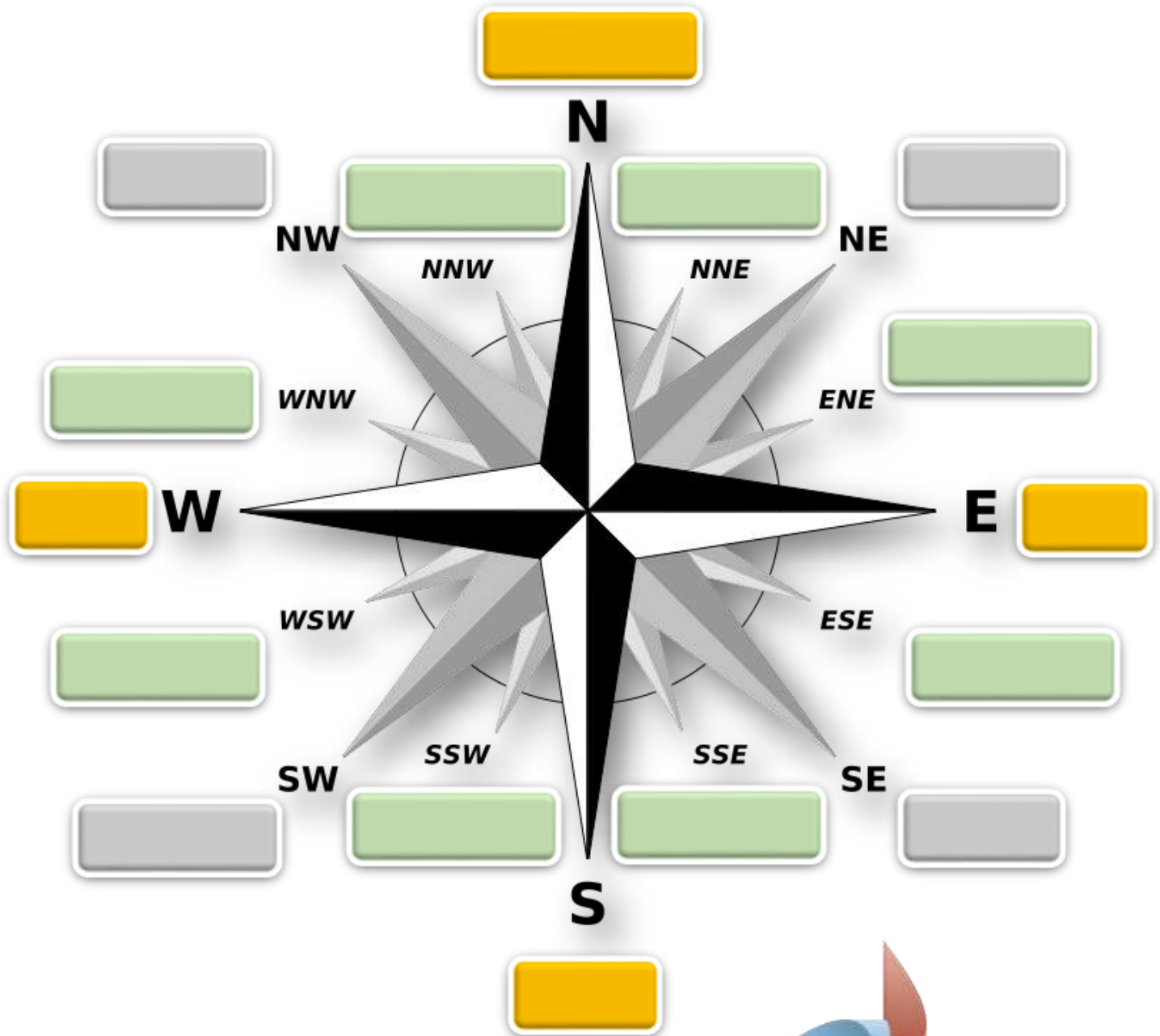
pharmacy





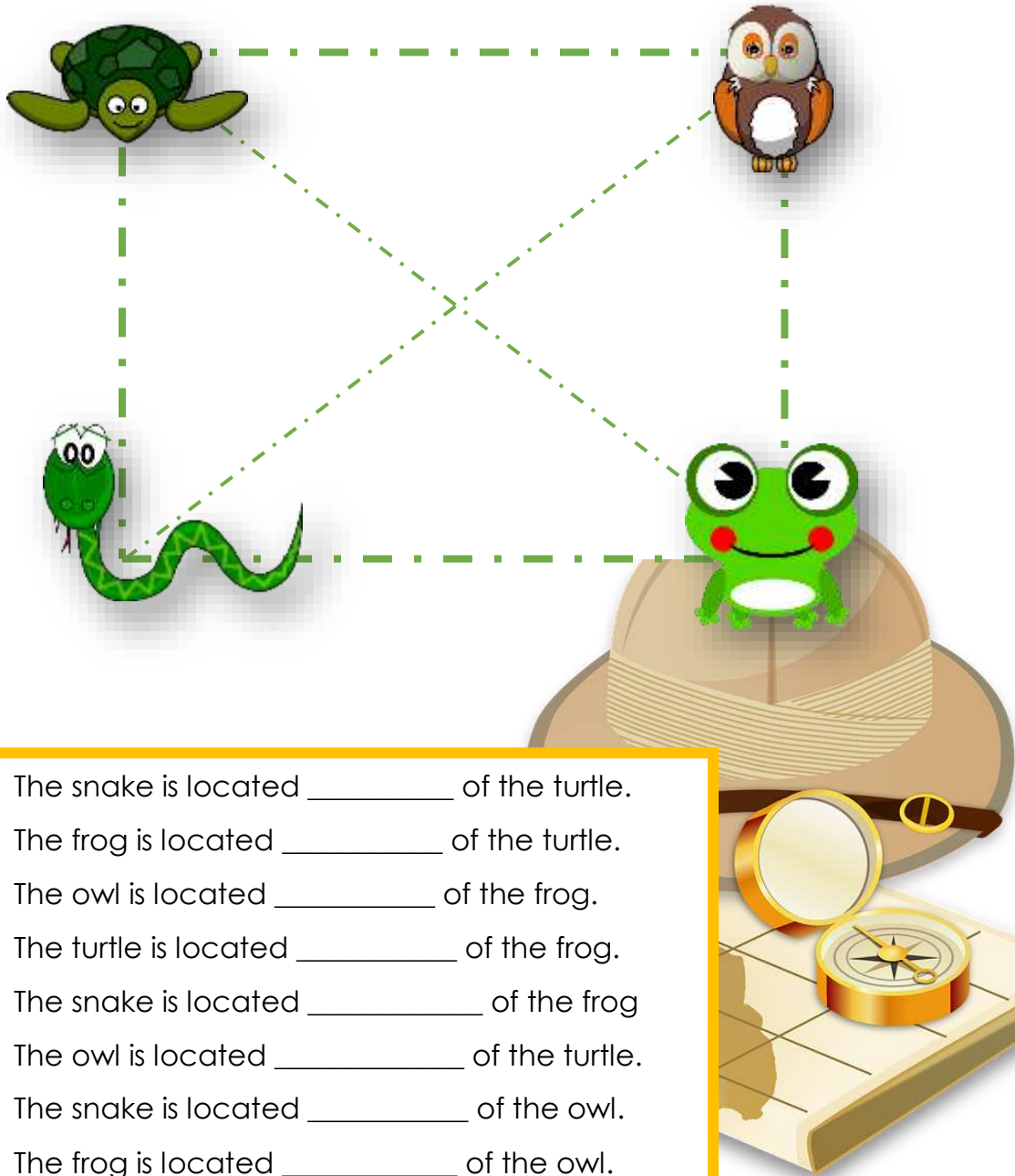
20.

Write the Directions in the Boxes

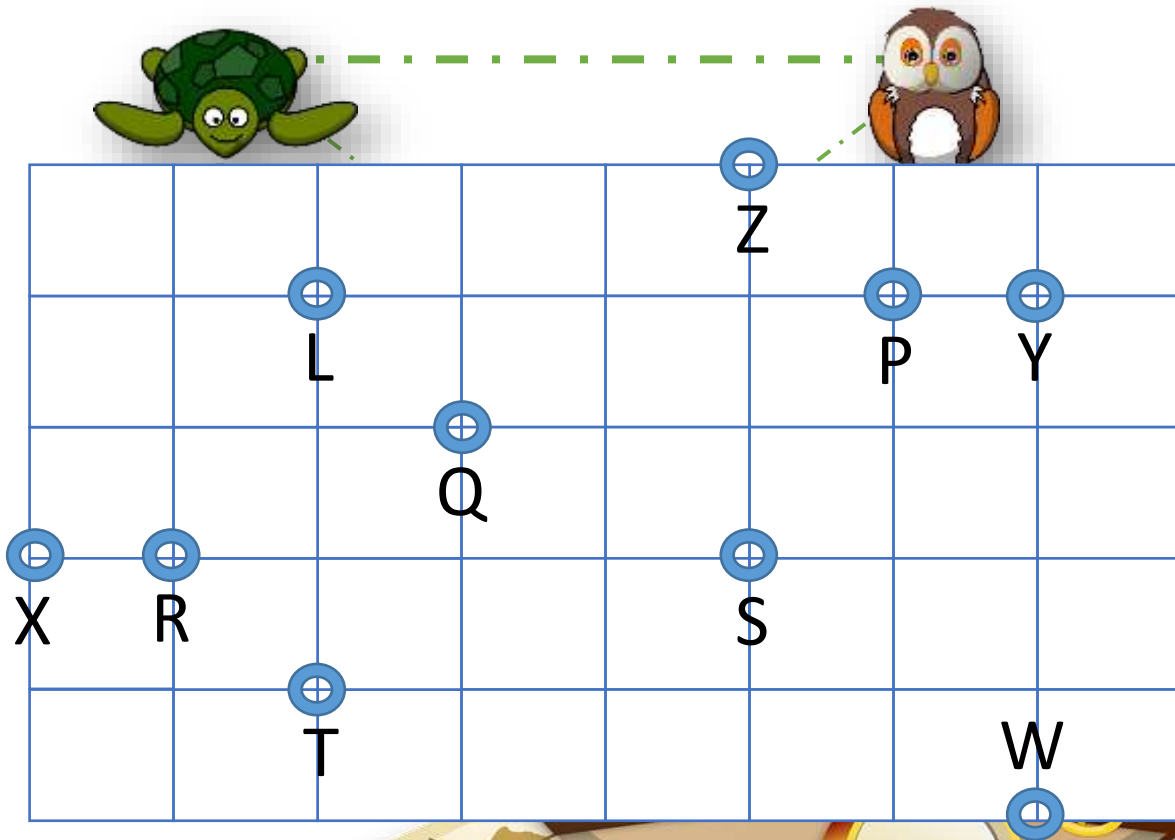


20.

Write the Directions in the Boxes



1. The snake is located \_\_\_\_\_ of the turtle.
2. The frog is located \_\_\_\_\_ of the turtle.
3. The owl is located \_\_\_\_\_ of the frog.
4. The turtle is located \_\_\_\_\_ of the frog.
5. The snake is located \_\_\_\_\_ of the frog
6. The owl is located \_\_\_\_\_ of the turtle.
7. The snake is located \_\_\_\_\_ of the owl.
8. The frog is located \_\_\_\_\_ of the owl.
9. The turtle is located \_\_\_\_\_ of the owl.



1. \_\_\_\_\_ is south of Z

2. L is \_\_\_\_\_ of Q.

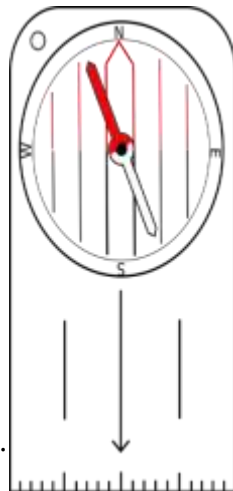
3. Z is \_\_\_\_\_ of P.

4. \_\_\_\_\_ is west of Y.

5. X is \_\_\_\_\_ of L.

6. T is south of \_\_\_\_\_.

7. R is west of \_\_\_\_\_.



8. \_\_\_\_\_ is north of W

9. Q is \_\_\_\_\_ of L.

10. T is \_\_\_\_\_ of R.

11. \_\_\_\_\_ is east of L.

12. W is \_\_\_\_\_ of S.

13. L is north of \_\_\_\_\_.

14. Y is east of \_\_\_\_\_.



1. The swimming pool is \_\_\_\_\_ of the playground.
2. The ice-cream stand is \_\_\_\_\_ of the picnic area.
3. The soccer field is \_\_\_\_\_ the swimming pool.
4. The playground is \_\_\_\_\_ of the picnic area.
5. The woods are \_\_\_\_\_ of the playground.
6. Gate 2 is on the \_\_\_\_\_ side of Flintstone Park.
7. The swimming pool is \_\_\_\_\_ of the picnic area.
8. Gate 1 is in the \_\_\_\_\_ part of Flintstone park.
9. The woods are \_\_\_\_\_ of gate 1

Write:      northwest    northeast    southwest    southeast



Page 5.

1 through 2 into 3 away from 4 along 5 across 6 down 7 towards 8 up 9 out of

Page 6.

1=away from 2=up 3= through 4=across 5=out of 6=down 7=towards 8=into 9=along

Page 7.

1=through 2=down 3=up 4=away from 5=towards 6=out of 7=along 8=across 9=into

Page 8.

1=across 2=along 3=through 4=into 5=away from 6=up 7=towards 8=down 9=out of

Page 11.

1=through 2=out of 3=along 4=through 5=into 6=across 7=up/down 8=away from 9=down 10=away from 11=out of 12=across 13=away from 14=down 15=towards 16=towards 17=into

Page 12.

1. away from 2 up 3 down/up, towards 4 along 5 away from 6 towards 7 along 8 along 9 towards 10 through 11 away from 12 up 13 through 14 across 15 towards 16 up 17 towards 18. along

Page 13.

1 next to 2 behind 3 away from 4 up 5 across 6 in front of 7 next to 8 under 9 up 10 opposite 11. behind 12 up 13 behind 14 behind 15 in front of 16 across 17 across 18 under 19 between 20 towards 21 along 22 on

Page 21.

1 south 2 southeast 3 north 4 northeast 5 west 6 east 7 southwest 8 south 9 east

Page 22.

1. S 2 northwest 3 northwest 4 P 5 southwest 6 L 7 S 8 Y 9 southeast 10  
southeast 11 P 12 southeast 13 T 14 P

Page 23.

1 northwest 2 northeast 3 southeast 4 northeast 5 northeast 6 northwest 7  
northwest 8 northeast 9 northwest