



Aa



Bb


Cc

Dd



Ee


Ff



Gg

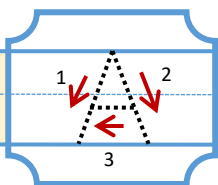
Hh



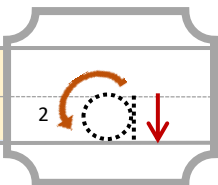
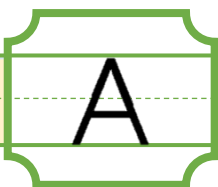


apple

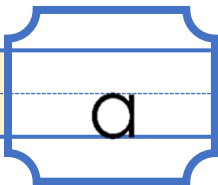
ant



A A A A




a a a a



Apple

Ant



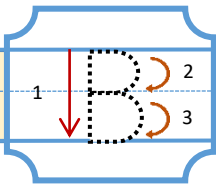
3.

Phonics, Unit 1, the Alphabet A-H

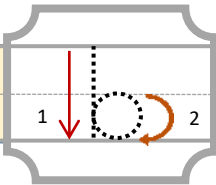

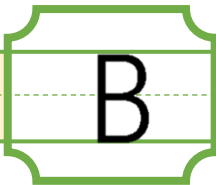


ball

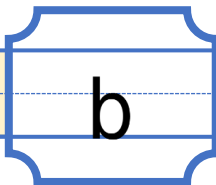
book



B B B B B



b b b b b



Ball

Book

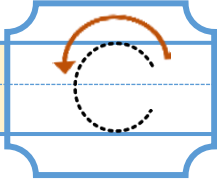


4.

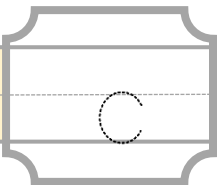
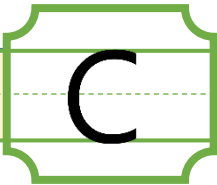


cat


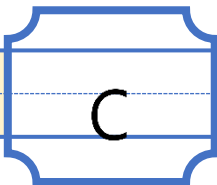
cap



c c c c CC

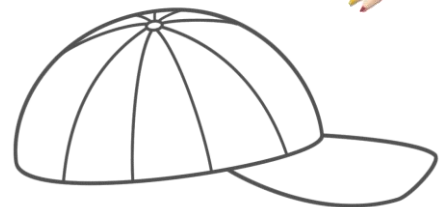


c c c c CC



Cat

Cap



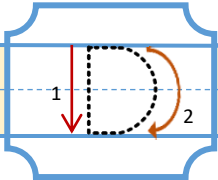
5.

Phonics Unit 1, The Alphabet A-H

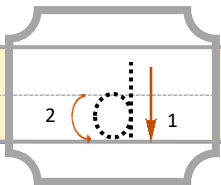
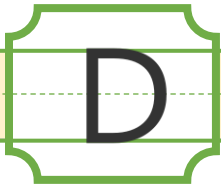


dog


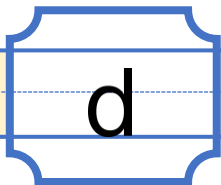
doll



D D D D D D




d d d d d



Dog

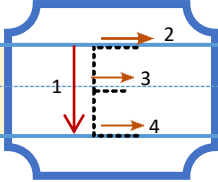

Doll



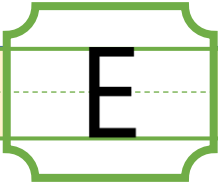



elephant

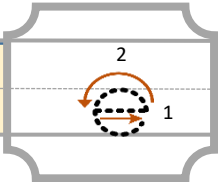
egg



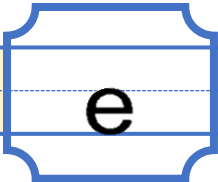

E E E




E



e e e e e




e



Elephant

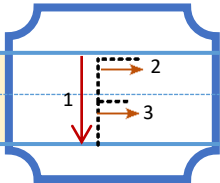

Egg



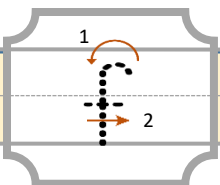





flower

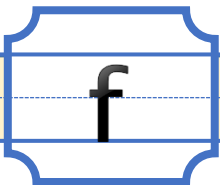

fish




F F F F F



f f f f f



Flower Fish




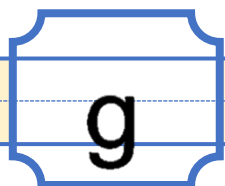
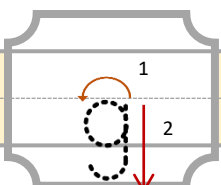
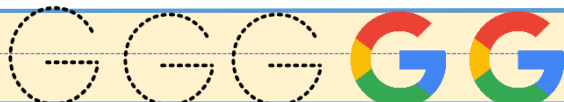
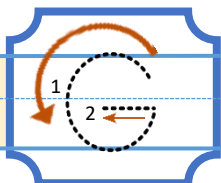
8.

Phonics, Unit 1, the Alphabet A-H



giraffe

girl



Giraffe

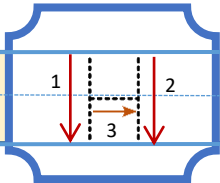
Girl



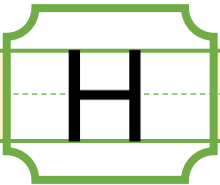


hat

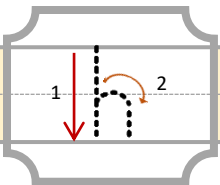
horse



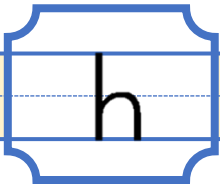
H H H H H




H



h h h h h




h



Hat

Horse



10.

Unit 1, the Alphabet A-H

RAINBOW OF



EDUCATION

1. A

e

2. B

c

3. C

g

4. D

a

5. E

h

6. F

b

7. G

f



8. H

d



11.

Phonics Unit 1, the Alphabet A-H



A .

B .

C .

D .




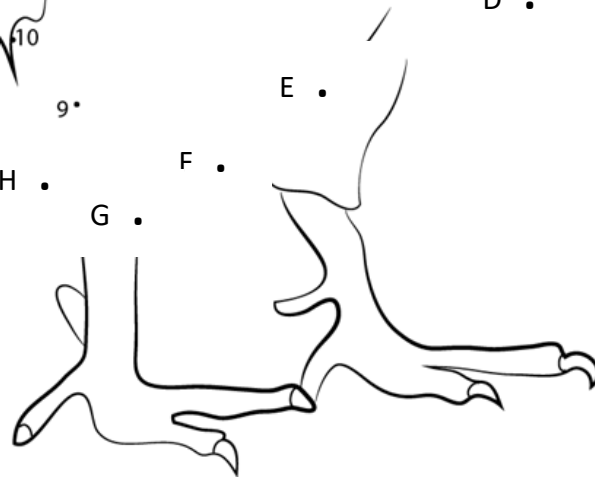
9 .

E .

H .

F .

G .



Color

1. a

D

2. b

H

3. c

C

4. d

F

5. e

A

6. f

G

7. g

E

8. h

B



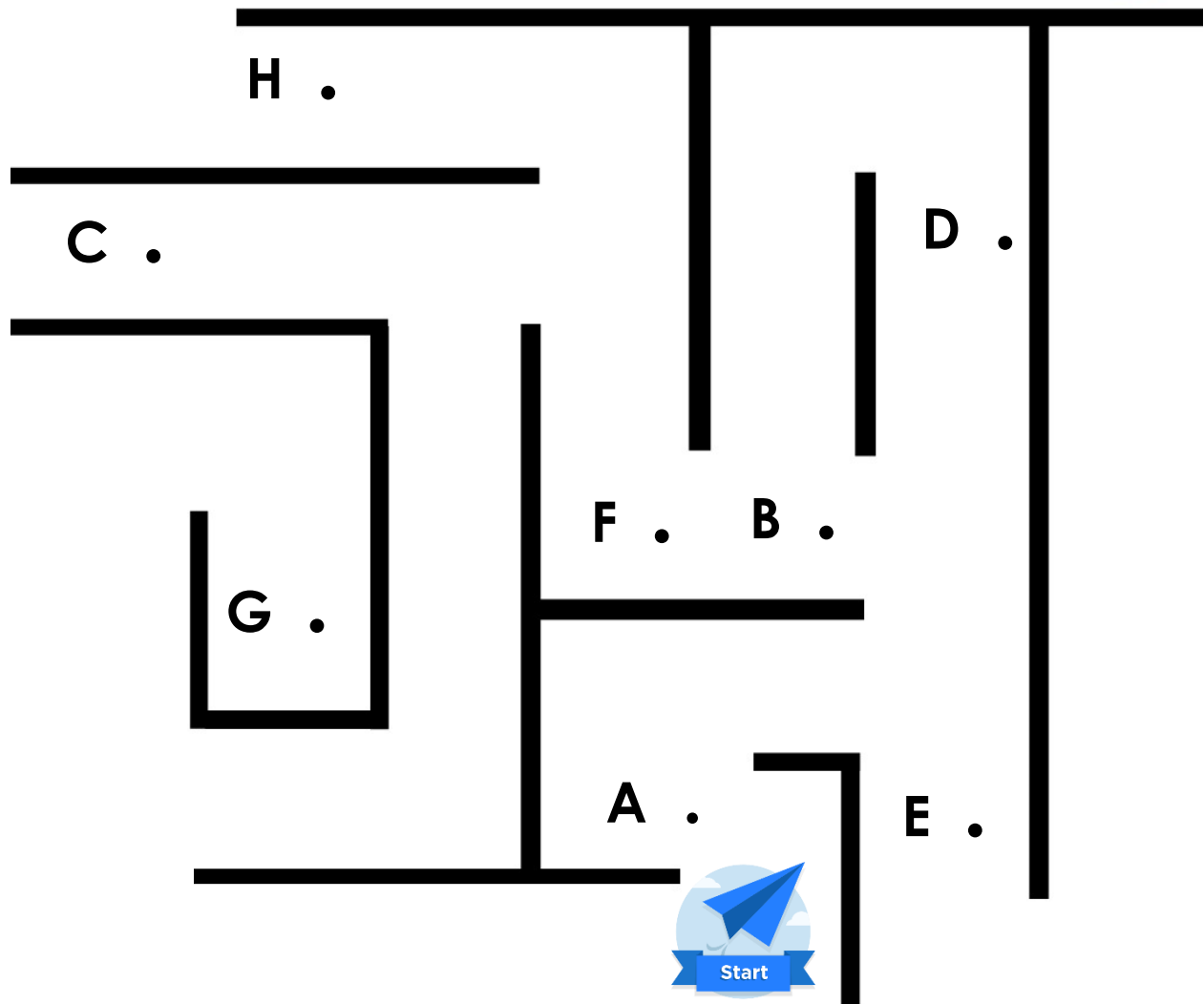
13.

Phonics Unit 1, the Alphabet A-H



Connect the dots.

You may not cross the black lines or leave the maze.



Aa

Bb

Cc

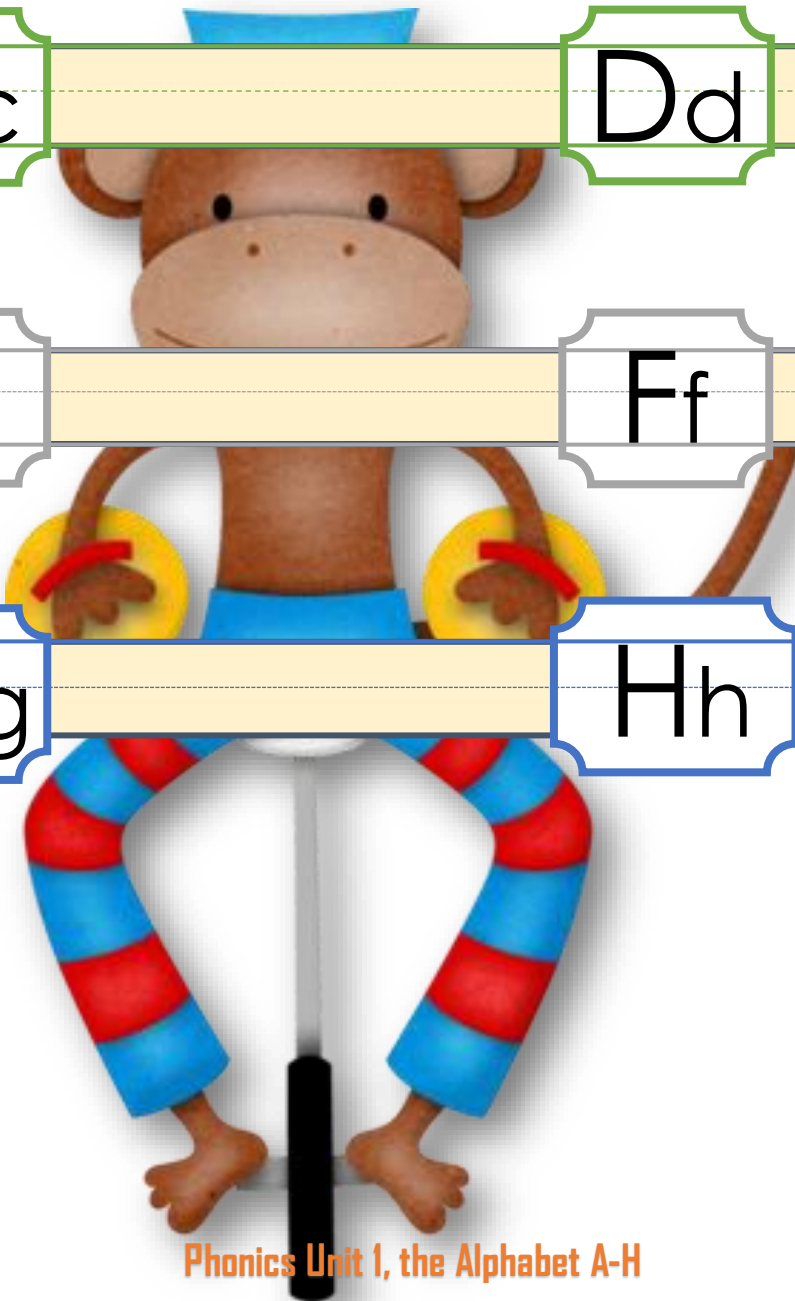
Dd

Ee





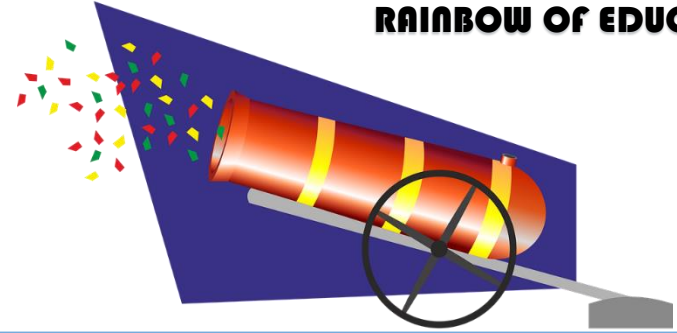
Ff

Gg

Hh



Circle the
lower case
letter.



1.

A

b

c

a

2.

B

f

b

c

3.

C

d

c

e

4.

D

d

a

f

5.

E

e

c

g

6.

F

d

f

b

7.

G

a

f

g

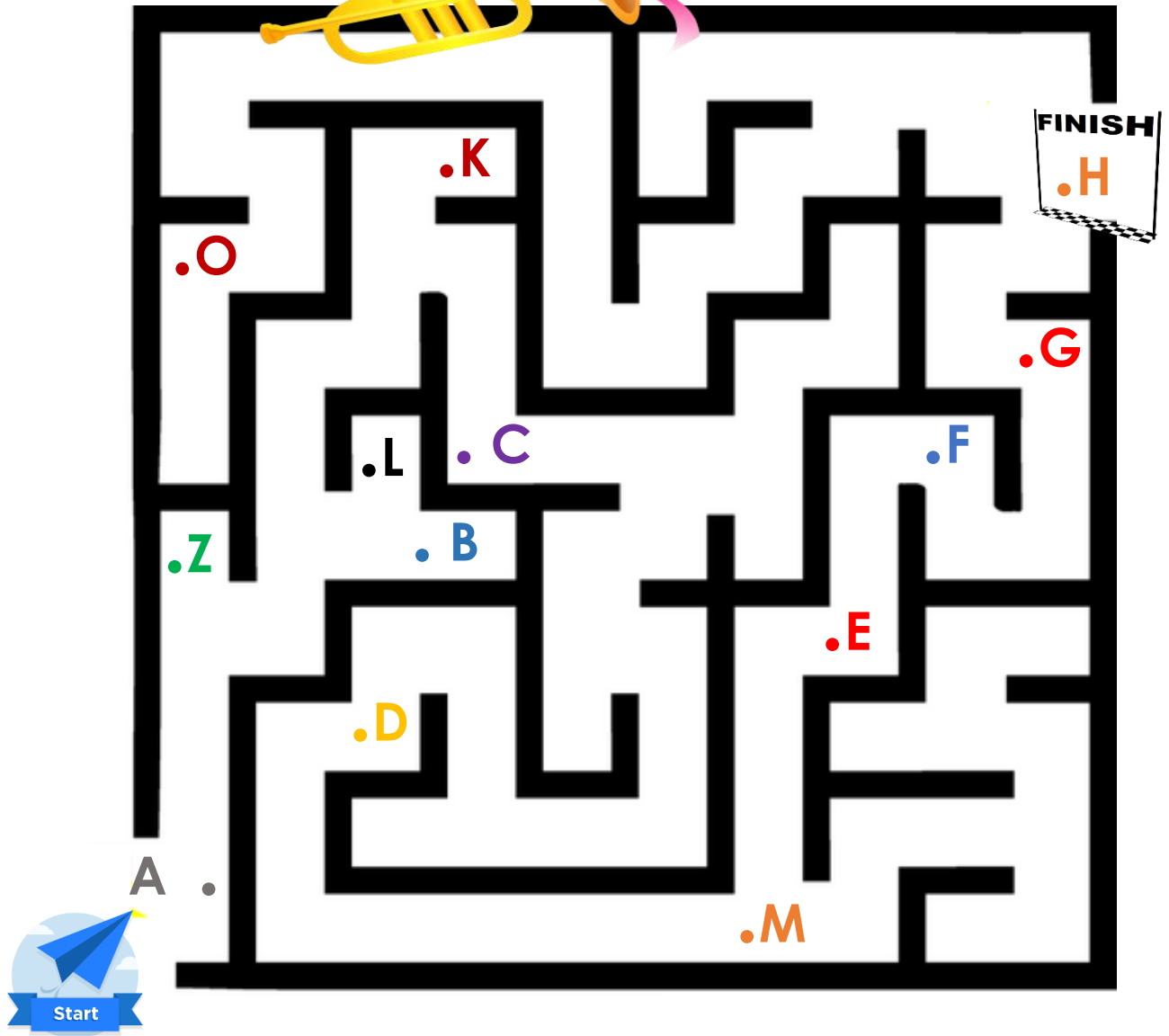
8.

H

h

b









d



Connect the dots.

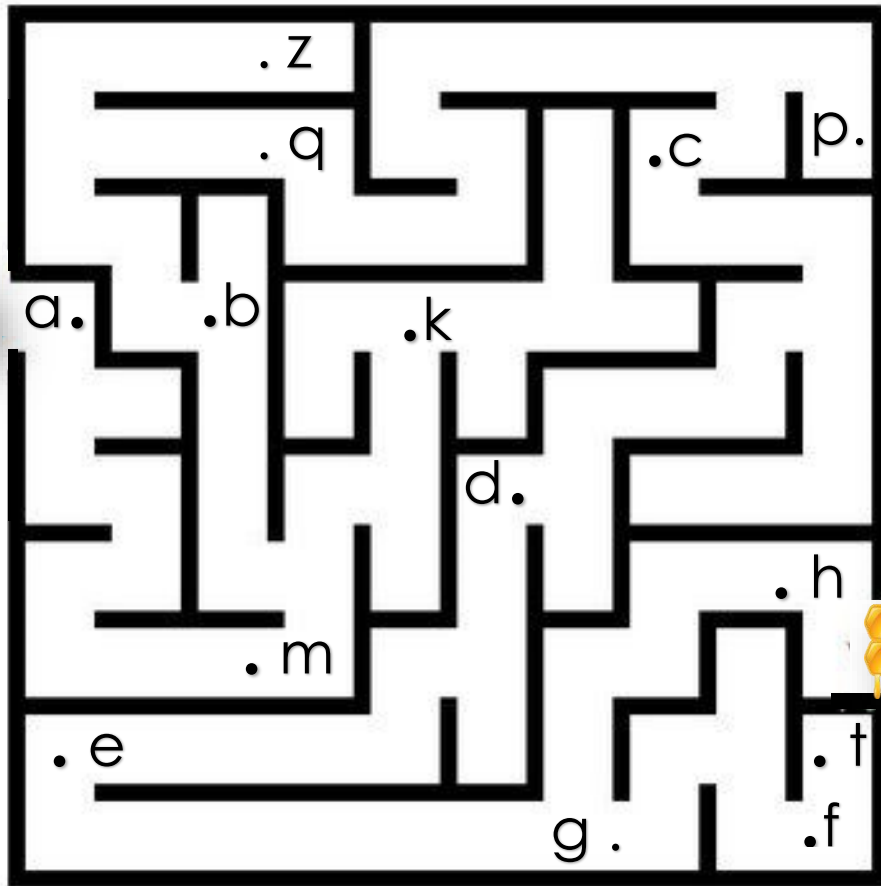

You may not cross the black lines or leave the maze.




							
1.	2.	3.	4.	5.	6.	7.	8.
a	b	c	d	e	f	g	h
C	F	B	L	E	H	C	H
F	D	C	X	C	B	G	D
A	B	J	D	A	F	H	A

18.

Phonics Unit 1, the Alphabet A-H



Connect
the dots.
Write the
missing
letters and
match.



18.

Phonics Unit 1, the Alphabet A-H

19.

Phonics Unit 1, the Alphabet A-H



a

C

B

A



b

B

C

F



c

G

D

C



d

F

A

D




e

E

B

G



f

B

D

F



g

G

D

C



h

C

B

H

1. d



2. f

3. c

4. g

5. a

6. b

7. h

8. e





A

a

h

j



B

h

d

b



C

b

e

c




D

c

d

g



E

e

b

h



F

g

h

f



G

h

g

c



H

g

c

h

1. G




2. C



3. F



4. A



5. D

6. B



7. E

8. H





A

a

h

j



B

h

d

b



C

b

e

c



D

c

d

g



E

c

b

e



F

g

f

c



G

g

b

c



H

g

c

h

A	b	c	a
B	b	d	a
C	m	c	d
D	a	c	d

Circle the correct lower case letter


Connect each picture to one lower and one upper case initial letter.

a A
 b B
 c a
 d D
 A b
 B c
 C d
 D A


E	h	g	e
F	f	h	e
G	e	h	g
H	f	h	g

Circle the correct lower case letter


Connect each picture to one lower and one upper case initial letter



g H F



g



e

G

F



E

f

e



f





H

E

G

h





Colour the a red.

Connect the A's to the pictures.

Connect the b's with each other.







Connect the B's with the pictures.

Circle the c's

Connect the C's with the pictures.

Connect the D's with the pictures.

Draw a triangle around the d's.





G

h

F

E



e



f

1. colour the e's blue.
2. Connect the E's to the pictures
- 3 Connect the f's with each other.
4. Connect the F's with the pictures.
5. Underline the G's.
6. Connect the g's with the pictures.
7. Colour the H's yellow.
8. Connect the h's with the pictures.

g

E



G

g



H



e

H

f


h

F

Aa	Bb	Cc	Dd	Ee
ej	bii	sii	dee	iee
Ff	Gg	Hh	Ii	Jj
ef	dzjee	ajdzj	aj	dzjaj
Kk	Ll	Mm	Nn	Oo
kai	el	em	an	oo
Pp	Qq	Rr	Ss	Tt
pii	kju	ar	es	tea
Uu	Vv	Ww	Xx	Yy
you	vea	doubleyou	ex	why
		Zz		
		zea		


Pronunciation of the
Alphabet in readable
English

C F C F C G C F C G




A B C D E F G H I J K L M N O P Q R S T U and V

7 C F C G C F C F C G C



W___ X Y and Z. Now I know my A B C's, next time won't you sing with me.





Alphabet Test A/H

A	a
---	---

_____	_____
-------	-------

_____	_____
-------	-------

_____	_____
-------	-------

_____	_____
-------	-------

_____	_____
-------	-------

_____	_____
-------	-------

_____	_____
-------	-------